

**STATISTICAL PASSERS OF THE THEORETICAL EXAMINATION FOR MARINE DECK OFFICERS UNDER THE  
MARINA COMPETENCY ASSESSMENT SYSTEM (MCAS)**

NATIONAL CAPITAL REGION (NCR)												
ASIAN INSTITUTE OF MARITIME STUDIES												
Year	Deck Management						Deck Operational					
	No. of Examinees (First-Timer)	No. of Passers (First-Timer)	% of Passers (First-Timer)	No. of Examinees (Resit)	No. of Passers (Resit)	% of Passers (Resit)	No. of Examinees (First-Timer)	No. of Passers (First-Timer)	% of Passers (First-Timer)	No. of Examinees (Resit)	No. of Passers (Resit)	% of Passers (Resit)
Dec. 2019	-	-	-	-	-	-	2	2	100.00%	-	-	-
2020	9	9	100.00%	-	-	-	63	51	80.95%	7	7	100.00%
2021	59	47	79.66%	7	6	85.71%	118	85	72.03%	34	23	67.65%
2022	56	29	51.79%	25	16	64.00%	134	72	53.73%	48	35	72.92%
<b>Total</b>	<b>124</b>	<b>85</b>	<b>68.55%</b>	<b>32</b>	<b>22</b>	<b>68.75%</b>	<b>317</b>	<b>210</b>	<b>66.25%</b>	<b>89</b>	<b>65</b>	<b>73.03%</b>
DR. CARLOS S. LANTING COLLEGE												
Year	Deck Management						Deck Operational					
	No. of Examinees (First-Timer)	No. of Passers (First-Timer)	% of Passers (First-Timer)	No. of Examinees (Resit)	No. of Passers (Resit)	% of Passers (Resit)	No. of Examinees (First-Timer)	No. of Passers (First-Timer)	% of Passers (First-Timer)	No. of Examinees (Resit)	No. of Passers (Resit)	% of Passers (Resit)
Dec. 2019	-	-	-	-	-	-	-	-	-	-	-	-
2020	1	1	100.00%	-	-	-	10	7	70.00%	4	2	50.00%
2021	7	4	57.14%	2	2	100.00%	9	7	77.78%	2	2	100.00%
2022	6	4	66.67%	4	1	25.00%	12	8	66.67%	2	2	100.00%
<b>Total</b>	<b>14</b>	<b>9</b>	<b>64.29%</b>	<b>6</b>	<b>3</b>	<b>50.00%</b>	<b>31</b>	<b>22</b>	<b>70.97%</b>	<b>8</b>	<b>6</b>	<b>75.00%</b>

FEATI UNIVERSITY												
Year	Deck Management						Deck Operational					
	No. of Examinees (First-Timer)	No. of Passers (First-Timer)	% of Passers (First-Timer)	No. of Examinees (Resit)	No. of Passers (Resit)	% of Passers (Resit)	No. of Examinees (First-Timer)	No. of Passers (First-Timer)	% of Passers (First-Timer)	No. of Examinees (Resit)	No. of Passers (Resit)	% of Passers (Resit)
Dec. 2019	-	-	-	-	-	-	-	-	-	-	-	-
2020	3	2	66.67%	1	1	100.00%	4	3	75.00%	1	1	100.00%
2021	9	8	88.89%	1	1	100.00%	1	0	0.00%	1	1	100.00%
2022	16	4	25.00%	8	6	75.00%	8	6	75.00%	1	1	100.00%
<b>Total</b>	<b>28</b>	<b>14</b>	<b>50.00%</b>	<b>10</b>	<b>8</b>	<b>80.00%</b>	<b>13</b>	<b>9</b>	<b>69.23%</b>	<b>3</b>	<b>3</b>	<b>100.00%</b>
NAMEI POLYTECHNIC INSTITUTE												
Year	Deck Management						Deck Operational					
	No. of Examinees (First-Timer)	No. of Passers (First-Timer)	% of Passers (First-Timer)	No. of Examinees (Resit)	No. of Passers (Resit)	% of Passers (Resit)	No. of Examinees (First-Timer)	No. of Passers (First-Timer)	% of Passers (First-Timer)	No. of Examinees (Resit)	No. of Passers (Resit)	% of Passers (Resit)
Dec. 2019	-	-	-	-	-	-	-	-	-	-	-	-
2020	2	2	100.00%	-	-	-	2	2	100.00%	-	-	-
2021	6	5	83.33%	-	-	-	13	11	84.62%	1	0	0.00%
2022	16	4	25.00%	10	6	60.00%	12	6	50.00%	2	0	0.00%
<b>Total</b>	<b>24</b>	<b>11</b>	<b>45.83%</b>	<b>10</b>	<b>6</b>	<b>60.00%</b>	<b>27</b>	<b>19</b>	<b>70.37%</b>	<b>3</b>	<b>0</b>	<b>0.00%</b>

OUR LADY OF FATIMA UNIVERSITY												
Year	Deck Management						Deck Operational					
	No. of Examinees (First-Timer)	No. of Passers (First-Timer)	% of Passers (First-Timer)	No. of Examinees (Resit)	No. of Passers (Resit)	% of Passers (Resit)	No. of Examinees (First-Timer)	No. of Passers (First-Timer)	% of Passers (First-Timer)	No. of Examinees (Resit)	No. of Passers (Resit)	% of Passers (Resit)
Dec. 2019	-	-	-	-	-	-	-	-	-	-	-	-
2020	1	1	100.00%	-	-	-	12	10	83.33%	3	2	66.67%
2021	8	7	87.50%	1	1	100.00%	54	40	74.07%	9	9	100.00%
2022	2	0	0.00%	2	1	50.00%	65	33	50.77%	20	13	65.00%
<b>Total</b>	<b>11</b>	<b>8</b>	<b>72.73%</b>	<b>3</b>	<b>2</b>	<b>66.67%</b>	<b>131</b>	<b>83</b>	<b>63.36%</b>	<b>32</b>	<b>24</b>	<b>75.00%</b>
PHILIPPINE MERCHANT MARINE SCHOOL - LAS PIÑAS												
Year	Deck Management						Deck Operational					
	No. of Examinees (First-Timer)	No. of Passers (First-Timer)	% of Passers (First-Timer)	No. of Examinees (Resit)	No. of Passers (Resit)	% of Passers (Resit)	No. of Examinees (First-Timer)	No. of Passers (First-Timer)	% of Passers (First-Timer)	No. of Examinees (Resit)	No. of Passers (Resit)	% of Passers (Resit)
Dec. 2019	-	-	-	-	-	-	-	-	-	-	-	-
2020	16	14	87.50%	2	2	100.00%	28	21	75.00%	4	4	100.00%
2021	48	35	72.92%	11	8	72.73%	71	46	64.79%	18	12	66.67%
2022	69	31	44.93%	22	13	59.09%	85	53	62.35%	37	24	64.86%
<b>Total</b>	<b>133</b>	<b>80</b>	<b>60.15%</b>	<b>35</b>	<b>23</b>	<b>65.71%</b>	<b>184</b>	<b>120</b>	<b>65.22%</b>	<b>59</b>	<b>40</b>	<b>67.80%</b>

PHILIPPINE MERCHANT MARINE SCHOOL - MANILA												
Year	Deck Management						Deck Operational					
	No. of Examinees (First-Timer)	No. of Passers (First-Timer)	% of Passers (First-Timer)	No. of Examinees (Resit)	No. of Passers (Resit)	% of Passers (Resit)	No. of Examinees (First-Timer)	No. of Passers (First-Timer)	% of Passers (First-Timer)	No. of Examinees (Resit)	No. of Passers (Resit)	% of Passers (Resit)
Dec. 2019	-	-	-	-	-	-	-	-	-	-	-	-
2020	5	5	100.00%	-	-	-	10	7	70.00%	2	2	100.00%
2021	13	9	69.23%	3	3	100.00%	32	23	71.88%	6	3	50.00%
2022	27	7	25.93%	11	8	72.73%	19	14	73.68%	10	7	70.00%
<b>Total</b>	<b>45</b>	<b>21</b>	<b>46.67%</b>	<b>14</b>	<b>11</b>	<b>78.57%</b>	<b>61</b>	<b>44</b>	<b>72.13%</b>	<b>18</b>	<b>12</b>	<b>66.67%</b>
PHILSIN COLLEGE FOUNDATION, INC.												
Year	Deck Management						Deck Operational					
	No. of Examinees (First-Timer)	No. of Passers (First-Timer)	% of Passers (First-Timer)	No. of Examinees (Resit)	No. of Passers (Resit)	% of Passers (Resit)	No. of Examinees (First-Timer)	No. of Passers (First-Timer)	% of Passers (First-Timer)	No. of Examinees (Resit)	No. of Passers (Resit)	% of Passers (Resit)
Dec. 2019	-	-	-	-	-	-	-	-	-	-	-	-
2020	2	2	100.00%	-	-	-	8	6	75.00%	2	1	50.00%
2021	8	8	100.00%	-	-	-	11	7	63.64%	5	3	60.00%
2022	10	6	60.00%	5	3	60.00%	15	8	53.33%	4	2	50.00%
<b>Total</b>	<b>20</b>	<b>16</b>	<b>80.00%</b>	<b>5</b>	<b>3</b>	<b>60.00%</b>	<b>34</b>	<b>21</b>	<b>61.76%</b>	<b>11</b>	<b>6</b>	<b>54.55%</b>

PMI COLLEGES - MANILA												
Year	Deck Management						Deck Operational					
	No. of Examinees (First-Timer)	No. of Passers (First-Timer)	% of Passers (First-Timer)	No. of Examinees (Resit)	No. of Passers (Resit)	% of Passers (Resit)	No. of Examinees (First-Timer)	No. of Passers (First-Timer)	% of Passers (First-Timer)	No. of Examinees (Resit)	No. of Passers (Resit)	% of Passers (Resit)
Dec. 2019	1	1	100.00%	-	-	-	-	-	-	-	-	-
2020	24	19	79.17%	4	2	50.00%	9	6	66.67%	2	2	100.00%
2021	104	77	74.04%	17	14	82.35%	31	18	58.06%	7	5	71.43%
2022	149	61	40.94%	58	39	67.24%	47	14	29.79%	25	16	64.00%
<b>Total</b>	<b>278</b>	<b>158</b>	<b>56.83%</b>	<b>79</b>	<b>55</b>	<b>69.62%</b>	<b>87</b>	<b>38</b>	<b>43.68%</b>	<b>34</b>	<b>23</b>	<b>67.65%</b>
PMI COLLEGES - QUEZON CITY												
Year	Deck Management						Deck Operational					
	No. of Examinees (First-Timer)	No. of Passers (First-Timer)	% of Passers (First-Timer)	No. of Examinees (Resit)	No. of Passers (Resit)	% of Passers (Resit)	No. of Examinees (First-Timer)	No. of Passers (First-Timer)	% of Passers (First-Timer)	No. of Examinees (Resit)	No. of Passers (Resit)	% of Passers (Resit)
Dec. 2019	-	-	-	-	-	-	-	-	-	-	-	-
2020	6	6	100.00%	-	-	-	3	3	100.00%	-	-	-
2021	35	27	77.14%	5	4	80.00%	31	15	48.39%	11	6	54.55%
2022	68	36	52.94%	29	22	75.86%	46	13	28.26%	24	10	41.67%
<b>Total</b>	<b>109</b>	<b>69</b>	<b>63.30%</b>	<b>34</b>	<b>26</b>	<b>76.47%</b>	<b>80</b>	<b>31</b>	<b>38.75%</b>	<b>35</b>	<b>16</b>	<b>45.71%</b>

TECHNOLOGICAL INSTITUTE OF THE PHILIPPINES, MANILA												
Year	Deck Management						Deck Operational					
	No. of Examinees (First-Timer)	No. of Passers (First-Timer)	% of Passers (First-Timer)	No. of Examinees (Resit)	No. of Passers (Resit)	% of Passers (Resit)	No. of Examinees (First-Timer)	No. of Passers (First-Timer)	% of Passers (First-Timer)	No. of Examinees (Resit)	No. of Passers (Resit)	% of Passers (Resit)
Dec. 2019	1	1	100.00%	-	-	-	-	-	-	-	-	-
2020	5	4	80.00%	1	1	100.00%	13	9	69.23%	3	3	100.00%
2021	13	11	84.62%	2	2	100.00%	24	20	83.33%	6	5	83.33%
2022	25	13	52.00%	8	7	87.50%	31	23	74.19%	7	6	85.71%
<b>Total</b>	<b>44</b>	<b>29</b>	<b>65.91%</b>	<b>11</b>	<b>10</b>	<b>90.91%</b>	<b>68</b>	<b>52</b>	<b>76.47%</b>	<b>16</b>	<b>14</b>	<b>87.50%</b>
UNIVERSITY OF PERPETUAL HELP SYSTEM DALTA												
Year	Deck Management						Deck Operational					
	No. of Examinees (First-Timer)	No. of Passers (First-Timer)	% of Passers (First-Timer)	No. of Examinees (Resit)	No. of Passers (Resit)	% of Passers (Resit)	No. of Examinees (First-Timer)	No. of Passers (First-Timer)	% of Passers (First-Timer)	No. of Examinees (Resit)	No. of Passers (Resit)	% of Passers (Resit)
Dec. 2019	-	-	-	-	-	-	-	-	-	-	-	-
2020	1	1	100.00%	-	-	-	10	9	90.00%	-	-	-
2021	7	5	71.43%	-	-	-	32	16	50.00%	13	8	61.54%
2022	10	4	40.00%	3	3	100.00%	41	26	63.41%	13	7	53.85%
<b>Total</b>	<b>18</b>	<b>10</b>	<b>55.56%</b>	<b>3</b>	<b>3</b>	<b>100.00%</b>	<b>83</b>	<b>51</b>	<b>61.45%</b>	<b>26</b>	<b>15</b>	<b>57.69%</b>

**WESTBAY COLLEGE**

Year	Deck Management						Deck Operational					
	No. of Examinees (First-Timer)	No. of Passers (First-Timer)	% of Passers (First-Timer)	No. of Examinees (Resit)	No. of Passers (Resit)	% of Passers (Resit)	No. of Examinees (First-Timer)	No. of Passers (First-Timer)	% of Passers (First-Timer)	No. of Examinees (Resit)	No. of Passers (Resit)	% of Passers (Resit)
Dec. 2019	-	-	-	-	-	-	-	-	-	-	-	-
2020	6	6	100.00%	-	-	-	11	9	81.82%	1	1	100.00%
2021	6	6	100.00%	-	-	-	20	15	75.00%	4	3	75.00%
2022	17	5	29.41%	7	7	100.00%	29	17	58.62%	11	8	72.73%
<b>Total</b>	<b>29</b>	<b>17</b>	<b>58.62%</b>	<b>7</b>	<b>7</b>	<b>100.00%</b>	<b>60</b>	<b>41</b>	<b>68.33%</b>	<b>16</b>	<b>12</b>	<b>75.00%</b>

**REGION I - ILOCOS REGION**

**LYCEUM-NORTHWESTERN UNIVERSITY**

Year	Deck Management						Deck Operational					
	No. of Examinees (First-Timer)	No. of Passers (First-Timer)	% of Passers (First-Timer)	No. of Examinees (Resit)	No. of Passers (Resit)	% of Passers (Resit)	No. of Examinees (First-Timer)	No. of Passers (First-Timer)	% of Passers (First-Timer)	No. of Examinees (Resit)	No. of Passers (Resit)	% of Passers (Resit)
Dec. 2019	-	-	-	-	-	-	-	-	-	-	-	-
2020	1	1	100.00%	-	-	-	2	1	50.00%	-	-	-
2021	-	-	-	-	-	-	2	2	100.00%	1	1	100.00%
2022	-	-	-	-	-	-	3	1	33.33%	-	-	-
<b>Total</b>	<b>1</b>	<b>1</b>	<b>100.00%</b>	<b>-</b>	<b>-</b>	<b>-</b>	<b>7</b>	<b>4</b>	<b>57.14%</b>	<b>1</b>	<b>1</b>	<b>100.00%</b>

**NORTHERN PHILIPPINES COLLEGE FOR MARITIME, SCIENCE AND TECHNOLOGY, INC.**

Year	Deck Management						Deck Operational					
	No. of Examinees (First-Timer)	No. of Passers (First-Timer)	% of Passers (First-Timer)	No. of Examinees (Resit)	No. of Passers (Resit)	% of Passers (Resit)	No. of Examinees (First-Timer)	No. of Passers (First-Timer)	% of Passers (First-Timer)	No. of Examinees (Resit)	No. of Passers (Resit)	% of Passers (Resit)
Dec. 2019	-	-	-	-	-	-	-	-	-	-	-	-
2020	6	6	100.00%	-	-	-	5	3	60.00%	1	0	0.00%
2021	16	13	81.25%	2	1	50.00%	47	37	78.72%	13	10	76.92%
2022	18	9	50.00%	7	5	71.43%	33	20	60.61%	10	7	70.00%
<b>Total</b>	<b>40</b>	<b>28</b>	<b>70.00%</b>	<b>9</b>	<b>6</b>	<b>66.67%</b>	<b>85</b>	<b>60</b>	<b>70.59%</b>	<b>24</b>	<b>17</b>	<b>70.83%</b>



NORTHWESTERN UNIVERSITY												
Year	Deck Management						Deck Operational					
	No. of Examinees (First-Timer)	No. of Passers (First-Timer)	% of Passers (First-Timer)	No. of Examinees (Resit)	No. of Passers (Resit)	% of Passers (Resit)	No. of Examinees (First-Timer)	No. of Passers (First-Timer)	% of Passers (First-Timer)	No. of Examinees (Resit)	No. of Passers (Resit)	% of Passers (Resit)
Dec. 2019	-	-	-	-	-	-	-	-	-	-	-	-
2020	-	-	-	-	-	-	-	-	-	-	-	-
2021	7	6	85.71%	1	1	100.00%	8	5	62.50%	1	1	100.00%
2022	7	3	42.86%	1	0	0.00%	12	10	83.33%	1	0	0.00%
<b>Total</b>	<b>14</b>	<b>9</b>	<b>64.29%</b>	<b>2</b>	<b>1</b>	<b>50.00%</b>	<b>20</b>	<b>15</b>	<b>75.00%</b>	<b>2</b>	<b>1</b>	<b>50.00%</b>
PANGASINAN MERCHANT MARINE ACADEMY												
Year	Deck Management						Deck Operational					
	No. of Examinees (First-Timer)	No. of Passers (First-Timer)	% of Passers (First-Timer)	No. of Examinees (Resit)	No. of Passers (Resit)	% of Passers (Resit)	No. of Examinees (First-Timer)	No. of Passers (First-Timer)	% of Passers (First-Timer)	No. of Examinees (Resit)	No. of Passers (Resit)	% of Passers (Resit)
Dec. 2019	-	-	-	-	-	-	-	-	-	-	-	-
2020	5	5	100.00%	-	-	-	7	6	85.71%	-	-	-
2021	18	15	83.33%	3	3	100.00%	31	20	64.52%	10	7	70.00%
2022	25	10	40.00%	9	5	55.56%	58	34	58.62%	17	15	88.24%
<b>Total</b>	<b>48</b>	<b>30</b>	<b>62.50%</b>	<b>12</b>	<b>8</b>	<b>66.67%</b>	<b>96</b>	<b>60</b>	<b>62.50%</b>	<b>27</b>	<b>22</b>	<b>81.48%</b>

PANPACIFIC UNIVERSITY												
Year	Deck Management						Deck Operational					
	No. of Examinees (First-Timer)	No. of Passers (First-Timer)	% of Passers (First-Timer)	No. of Examinees (Resit)	No. of Passers (Resit)	% of Passers (Resit)	No. of Examinees (First-Timer)	No. of Passers (First-Timer)	% of Passers (First-Timer)	No. of Examinees (Resit)	No. of Passers (Resit)	% of Passers (Resit)
Dec. 2019	-	-	-	-	-	-	-	-	-	-	-	-
2020	2	2	100.00%	-	-	-	7	6	85.71%	1	1	100.00%
2021	2	1	50.00%	-	-	-	5	3	60.00%	3	0	0.00%
2022	6	4	66.67%	3	2	66.67%	11	4	36.36%	-	-	-
<b>Total</b>	<b>10</b>	<b>7</b>	<b>70.00%</b>	<b>3</b>	<b>2</b>	<b>66.67%</b>	<b>23</b>	<b>13</b>	<b>56.52%</b>	<b>4</b>	<b>1</b>	<b>25.00%</b>
PHILIPPINE COLLEGE OF SCIENCE AND TECHNOLOGY												
Year	Deck Management						Deck Operational					
	No. of Examinees (First-Timer)	No. of Passers (First-Timer)	% of Passers (First-Timer)	No. of Examinees (Resit)	No. of Passers (Resit)	% of Passers (Resit)	No. of Examinees (First-Timer)	No. of Passers (First-Timer)	% of Passers (First-Timer)	No. of Examinees (Resit)	No. of Passers (Resit)	% of Passers (Resit)
Dec. 2019	-	-	-	-	-	-	-	-	-	-	-	-
2020	-	-	-	-	-	-	-	-	-	-	-	-
2021	5	5	100.00%	-	-	-	4	2	50.00%	1	1	100.00%
2022	4	0	0.00%	2	2	100.00%	10	4	40.00%	4	4	100.00%
<b>Total</b>	<b>9</b>	<b>5</b>	<b>55.56%</b>	<b>2</b>	<b>2</b>	<b>100.00%</b>	<b>14</b>	<b>6</b>	<b>42.86%</b>	<b>5</b>	<b>5</b>	<b>100.00%</b>

PIMSAT COLLEGES												
Year	Deck Management						Deck Operational					
	No. of Examinees (First-Timer)	No. of Passers (First-Timer)	% of Passers (First-Timer)	No. of Examinees (Resit)	No. of Passers (Resit)	% of Passers (Resit)	No. of Examinees (First-Timer)	No. of Passers (First-Timer)	% of Passers (First-Timer)	No. of Examinees (Resit)	No. of Passers (Resit)	% of Passers (Resit)
Dec. 2019	-	-	-	-	-	-	-	-	-	-	-	-
2020	2	2	100.00%	-	-	-	4	4	100.00%	-	-	-
2021	8	8	100.00%	-	-	-	7	4	57.14%	1	0	0.00%
2022	10	6	60.00%	5	3	60.00%	13	4	30.77%	6	4	66.67%
<b>Total</b>	<b>20</b>	<b>16</b>	<b>80.00%</b>	<b>5</b>	<b>3</b>	<b>60.00%</b>	<b>24</b>	<b>12</b>	<b>50.00%</b>	<b>7</b>	<b>4</b>	<b>57.14%</b>

**REGION II - CAGAYAN VALLEY**

**ISABELA COLLEGE OF ARTS AND TECHNOLOGY**

Year	Deck Management						Deck Operational					
	No. of Examinees (First-Timer)	No. of Passers (First-Timer)	% of Passers (First-Timer)	No. of Examinees (Resit)	No. of Passers (Resit)	% of Passers (Resit)	No. of Examinees (First-Timer)	No. of Passers (First-Timer)	% of Passers (First-Timer)	No. of Examinees (Resit)	No. of Passers (Resit)	% of Passers (Resit)
Dec. 2019	-	-	-	-	-	-	1	1	100.00%	-	-	-
2020	-	-	-	-	-	-	-	-	-	-	-	-
2021	2	2	100.00%	-	-	-	2	1	50.00%	1	1	100.00%
2022	2	0	0.00%	2	2	100.00%	4	2	50.00%	2	2	100.00%
<b>Total</b>	<b>4</b>	<b>2</b>	<b>50.00%</b>	<b>2</b>	<b>2</b>	<b>100.00%</b>	<b>7</b>	<b>4</b>	<b>57.14%</b>	<b>3</b>	<b>3</b>	<b>100.00%</b>

**UNIVERSITY OF CAGAYAN VALLEY**

Year	Deck Management						Deck Operational					
	No. of Examinees (First-Timer)	No. of Passers (First-Timer)	% of Passers (First-Timer)	No. of Examinees (Resit)	No. of Passers (Resit)	% of Passers (Resit)	No. of Examinees (First-Timer)	No. of Passers (First-Timer)	% of Passers (First-Timer)	No. of Examinees (Resit)	No. of Passers (Resit)	% of Passers (Resit)
Dec. 2019	-	-	-	-	-	-	-	-	-	-	-	-
2020	-	-	-	-	-	-	4	4	100.00%	-	-	-
2021	3	3	100.00%	-	-	-	25	12	48.00%	10	8	80.00%
2022	7	5	71.43%	-	-	-	27	19	70.37%	8	7	87.50%
<b>Total</b>	<b>10</b>	<b>8</b>	<b>80.00%</b>	<b>-</b>	<b>-</b>	<b>-</b>	<b>56</b>	<b>35</b>	<b>62.50%</b>	<b>18</b>	<b>15</b>	<b>83.33%</b>

**REGION III - CENTRAL LUZON**

**BALIWAG MARITIME ACADEMY**

Year	Deck Management						Deck Operational					
	No. of Examinees (First-Timer)	No. of Passers (First-Timer)	% of Passers (First-Timer)	No. of Examinees (Resit)	No. of Passers (Resit)	% of Passers (Resit)	No. of Examinees (First-Timer)	No. of Passers (First-Timer)	% of Passers (First-Timer)	No. of Examinees (Resit)	No. of Passers (Resit)	% of Passers (Resit)
Dec. 2019	1	1	100.00%	-	-	-	2	2	100.00%	-	-	-
2020	1	1	100.00%	-	-	-	6	6	100.00%	-	-	-
2021	12	10	83.33%	-	-	-	16	11	68.75%	3	3	100.00%
2022	29	17	58.62%	12	11	91.67%	26	20	76.92%	9	6	66.67%
<b>Total</b>	<b>43</b>	<b>29</b>	<b>67.44%</b>	<b>12</b>	<b>11</b>	<b>91.67%</b>	<b>50</b>	<b>39</b>	<b>78.00%</b>	<b>12</b>	<b>9</b>	<b>75.00%</b>

**CENTRAL LUZON COLLEGE OF SCIENCE AND TECHNOLOGY - OLONGAPO CITY**

Year	Deck Management						Deck Operational					
	No. of Examinees (First-Timer)	No. of Passers (First-Timer)	% of Passers (First-Timer)	No. of Examinees (Resit)	No. of Passers (Resit)	% of Passers (Resit)	No. of Examinees (First-Timer)	No. of Passers (First-Timer)	% of Passers (First-Timer)	No. of Examinees (Resit)	No. of Passers (Resit)	% of Passers (Resit)
Dec. 2019	-	-	-	-	-	-	-	-	-	-	-	-
2020	-	-	-	-	-	-	8	8	100.00%	-	-	-
2021	-	-	-	-	-	-	6	4	66.67%	2	1	50.00%
2022	4	2	50.00%	2	1	50.00%	10	7	70.00%	2	0	0.00%
<b>Total</b>	<b>4</b>	<b>2</b>	<b>50.00%</b>	<b>2</b>	<b>1</b>	<b>50.00%</b>	<b>24</b>	<b>19</b>	<b>79.17%</b>	<b>4</b>	<b>1</b>	<b>25.00%</b>

CENTRAL LUZON COLLEGE OF SCIENCE AND TECHNOLOGY - PAMPANGA												
Year	Deck Management						Deck Operational					
	No. of Examinees (First-Timer)	No. of Passers (First-Timer)	% of Passers (First-Timer)	No. of Examinees (Resit)	No. of Passers (Resit)	% of Passers (Resit)	No. of Examinees (First-Timer)	No. of Passers (First-Timer)	% of Passers (First-Timer)	No. of Examinees (Resit)	No. of Passers (Resit)	% of Passers (Resit)
Dec. 2019	-	-	-	-	-	-	-	-	-	-	-	-
2020	-	-	-	-	-	-	1	1	100.00%	-	-	-
2021	1	1	100.00%	-	-	-	14	9	64.29%	2	2	100.00%
2022	-	-	-	-	-	-	16	7	43.75%	10	7	70.00%
<b>Total</b>	<b>1</b>	<b>1</b>	<b>100.00%</b>	<b>-</b>	<b>-</b>	<b>-</b>	<b>31</b>	<b>17</b>	<b>54.84%</b>	<b>12</b>	<b>9</b>	<b>75.00%</b>
DR. YANGA'S COLLEGE INC.												
Year	Deck Management						Deck Operational					
	No. of Examinees (First-Timer)	No. of Passers (First-Timer)	% of Passers (First-Timer)	No. of Examinees (Resit)	No. of Passers (Resit)	% of Passers (Resit)	No. of Examinees (First-Timer)	No. of Passers (First-Timer)	% of Passers (First-Timer)	No. of Examinees (Resit)	No. of Passers (Resit)	% of Passers (Resit)
Dec. 2019	-	-	-	-	-	-	-	-	-	-	-	-
2020	2	2	100.00%	-	-	-	8	6	75.00%	1	1	100.00%
2021	1	1	100.00%	-	-	-	16	11	68.75%	6	5	83.33%
2022	5	4	80.00%	-	-	-	28	17	60.71%	5	4	80.00%
<b>Total</b>	<b>8</b>	<b>7</b>	<b>87.50%</b>	<b>-</b>	<b>-</b>	<b>-</b>	<b>52</b>	<b>34</b>	<b>65.38%</b>	<b>12</b>	<b>10</b>	<b>83.33%</b>

JOSE C. FELICIANO COLLEGE FOUNDATION												
Year	Deck Management						Deck Operational					
	No. of Examinees (First-Timer)	No. of Passers (First-Timer)	% of Passers (First-Timer)	No. of Examinees (Resit)	No. of Passers (Resit)	% of Passers (Resit)	No. of Examinees (First-Timer)	No. of Passers (First-Timer)	% of Passers (First-Timer)	No. of Examinees (Resit)	No. of Passers (Resit)	% of Passers (Resit)
Dec. 2019	-	-	-	-	-	-	-	-	-	-	-	-
2020	-	-	-	-	-	-	2	1	50.00%	1	1	100.00%
2021	3	3	100.00%	-	-	-	4	2	50.00%	3	0	0.00%
2022	4	3	75.00%	-	-	-	13	8	61.54%	3	2	66.67%
<b>Total</b>	<b>7</b>	<b>6</b>	<b>85.71%</b>	<b>-</b>	<b>-</b>	<b>-</b>	<b>19</b>	<b>11</b>	<b>57.89%</b>	<b>7</b>	<b>3</b>	<b>42.86%</b>
MARITIME ACADEMY OF ASIA AND THE PACIFIC												
Year	Deck Management						Deck Operational					
	No. of Examinees (First-Timer)	No. of Passers (First-Timer)	% of Passers (First-Timer)	No. of Examinees (Resit)	No. of Passers (Resit)	% of Passers (Resit)	No. of Examinees (First-Timer)	No. of Passers (First-Timer)	% of Passers (First-Timer)	No. of Examinees (Resit)	No. of Passers (Resit)	% of Passers (Resit)
Dec. 2019	1	1	100.00%	-	-	-	1	1	100.00%	-	-	-
2020	11	11	100.00%	-	-	-	55	53	96.36%	2	1	50.00%
2021	69	66	95.65%	2	2	100.00%	153	140	91.50%	12	11	91.67%
2022	81	49	60.49%	19	14	73.68%	172	123	71.51%	44	34	77.27%
<b>Total</b>	<b>162</b>	<b>127</b>	<b>78.40%</b>	<b>21</b>	<b>16</b>	<b>76.19%</b>	<b>381</b>	<b>317</b>	<b>83.20%</b>	<b>58</b>	<b>46</b>	<b>79.31%</b>

MIDWAY MARITIME FOUNDATION, INC.												
Year	Deck Management						Deck Operational					
	No. of Examinees (First-Timer)	No. of Passers (First-Timer)	% of Passers (First-Timer)	No. of Examinees (Resit)	No. of Passers (Resit)	% of Passers (Resit)	No. of Examinees (First-Timer)	No. of Passers (First-Timer)	% of Passers (First-Timer)	No. of Examinees (Resit)	No. of Passers (Resit)	% of Passers (Resit)
Dec. 2019	-	-	-	-	-	-	-	-	-	-	-	-
2020	3	3	100.00%	-	-	-	7	6	85.71%	-	-	-
2021	9	7	77.78%	2	2	100.00%	13	11	84.62%	2	1	50.00%
2022	17	8	47.06%	4	4	100.00%	24	18	75.00%	3	2	66.67%
<b>Total</b>	<b>29</b>	<b>18</b>	<b>62.07%</b>	<b>6</b>	<b>6</b>	<b>100.00%</b>	<b>44</b>	<b>35</b>	<b>79.55%</b>	<b>5</b>	<b>3</b>	<b>60.00%</b>
PHILIPPINE MERCHANT MARINE ACADEMY												
Year	Deck Management						Deck Operational					
	No. of Examinees (First-Timer)	No. of Passers (First-Timer)	% of Passers (First-Timer)	No. of Examinees (Resit)	No. of Passers (Resit)	% of Passers (Resit)	No. of Examinees (First-Timer)	No. of Passers (First-Timer)	% of Passers (First-Timer)	No. of Examinees (Resit)	No. of Passers (Resit)	% of Passers (Resit)
Dec. 2019	1	0	0.00%	-	-	-	-	-	-	-	-	-
2020	12	10	83.33%	-	-	-	37	34	91.89%	-	-	-
2021	60	45	75.00%	8	7	87.50%	74	53	71.62%	13	10	76.92%
2022	69	36	52.17%	31	22	70.97%	87	51	58.62%	53	34	64.15%
<b>Total</b>	<b>142</b>	<b>91</b>	<b>64.08%</b>	<b>39</b>	<b>29</b>	<b>74.36%</b>	<b>198</b>	<b>138</b>	<b>69.70%</b>	<b>66</b>	<b>44</b>	<b>66.67%</b>



**REGION IV A - CALABARZON**

**INTER-GLOBAL COLLEGE FOUNDATION, INC.**

Year	Deck Management						Deck Operational					
	No. of Examinees (First-Timer)	No. of Passers (First-Timer)	% of Passers (First-Timer)	No. of Examinees (Resit)	No. of Passers (Resit)	% of Passers (Resit)	No. of Examinees (First-Timer)	No. of Passers (First-Timer)	% of Passers (First-Timer)	No. of Examinees (Resit)	No. of Passers (Resit)	% of Passers (Resit)
Dec. 2019	-	-	-	-	-	-	-	-	-	-	-	-
2020	1	1	100.00%	-	-	-	2	2	100.00%	-	-	-
2021	4	2	50.00%	1	1	100.00%	17	11	64.71%	4	4	100.00%
2022	13	6	46.15%	5	3	60.00%	25	10	40.00%	11	7	63.64%
<b>Total</b>	<b>18</b>	<b>9</b>	<b>50.00%</b>	<b>6</b>	<b>4</b>	<b>66.67%</b>	<b>44</b>	<b>23</b>	<b>52.27%</b>	<b>15</b>	<b>11</b>	<b>73.33%</b>

**LYCEUM OF THE PHILIPPINES UNIVERSITY - BATANGAS CAMPUS**

Year	Deck Management						Deck Operational					
	No. of Examinees (First-Timer)	No. of Passers (First-Timer)	% of Passers (First-Timer)	No. of Examinees (Resit)	No. of Passers (Resit)	% of Passers (Resit)	No. of Examinees (First-Timer)	No. of Passers (First-Timer)	% of Passers (First-Timer)	No. of Examinees (Resit)	No. of Passers (Resit)	% of Passers (Resit)
Dec. 2019	-	-	-	-	-	-	-	-	-	-	-	-
2020	17	16	94.12%	-	-	-	43	35	81.40%	4	3	75.00%
2021	60	50	83.33%	8	7	87.50%	93	61	65.59%	24	17	70.83%
2022	72	37	51.39%	26	16	61.54%	107	59	55.14%	44	32	72.73%
<b>Total</b>	<b>149</b>	<b>103</b>	<b>69.13%</b>	<b>34</b>	<b>23</b>	<b>67.65%</b>	<b>243</b>	<b>155</b>	<b>63.79%</b>	<b>72</b>	<b>52</b>	<b>72.22%</b>

MALAYAN COLLEGES LAGUNA												
Year	Deck Management						Deck Operational					
	No. of Examinees (First-Timer)	No. of Passers (First-Timer)	% of Passers (First-Timer)	No. of Examinees (Resit)	No. of Passers (Resit)	% of Passers (Resit)	No. of Examinees (First-Timer)	No. of Passers (First-Timer)	% of Passers (First-Timer)	No. of Examinees (Resit)	No. of Passers (Resit)	% of Passers (Resit)
Dec. 2019	-	-	-	-	-	-	-	-	-	-	-	-
2020	-	-	-	-	-	-	9	5	55.56%	2	2	100.00%
2021	8	7	87.50%	1	1	100.00%	37	28	75.68%	9	9	100.00%
2022	8	2	25.00%	3	3	100.00%	15	11	73.33%	5	3	60.00%
<b>Total</b>	<b>16</b>	<b>9</b>	<b>56.25%</b>	<b>4</b>	<b>4</b>	<b>100.00%</b>	<b>61</b>	<b>44</b>	<b>72.13%</b>	<b>16</b>	<b>14</b>	<b>87.50%</b>

MANUEL S. ENVERGA UNIVERSITY FOUNDATION												
Year	Deck Management						Deck Operational					
	No. of Examinees (First-Timer)	No. of Passers (First-Timer)	% of Passers (First-Timer)	No. of Examinees (Resit)	No. of Passers (Resit)	% of Passers (Resit)	No. of Examinees (First-Timer)	No. of Passers (First-Timer)	% of Passers (First-Timer)	No. of Examinees (Resit)	No. of Passers (Resit)	% of Passers (Resit)
Dec. 2019	-	-	-	-	-	-	-	-	-	-	-	-
2020	1	1	100.00%	-	-	-	4	4	100.00%	-	-	-
2021	4	2	50.00%	2	1	50.00%	11	9	81.82%	2	1	50.00%
2022	8	3	37.50%	4	3	75.00%	19	10	52.63%	5	3	60.00%
<b>Total</b>	<b>13</b>	<b>6</b>	<b>46.15%</b>	<b>6</b>	<b>4</b>	<b>66.67%</b>	<b>34</b>	<b>23</b>	<b>67.65%</b>	<b>7</b>	<b>4</b>	<b>57.14%</b>

NYK-TDG MARITIME ACADEMY												
Year	Deck Management						Deck Operational					
	No. of Examinees (First-Timer)	No. of Passers (First-Timer)	% of Passers (First-Timer)	No. of Examinees (Resit)	No. of Passers (Resit)	% of Passers (Resit)	No. of Examinees (First-Timer)	No. of Passers (First-Timer)	% of Passers (First-Timer)	No. of Examinees (Resit)	No. of Passers (Resit)	% of Passers (Resit)
Dec. 2019	-	-	-	-	-	-	-	-	-	-	-	-
2020	2	2	100.00%	-	-	-	-	-	-	-	-	-
2021	35	31	88.57%	2	2	100.00%	41	38	92.68%	1	1	100.00%
2022	60	41	68.33%	15	10	66.67%	19	18	94.74%	3	3	100.00%
<b>Total</b>	<b>97</b>	<b>74</b>	<b>76.29%</b>	<b>17</b>	<b>12</b>	<b>70.59%</b>	<b>60</b>	<b>56</b>	<b>93.33%</b>	<b>4</b>	<b>4</b>	<b>100.00%</b>
PNTC COLLEGES												
Year	Deck Management						Deck Operational					
	No. of Examinees (First-Timer)	No. of Passers (First-Timer)	% of Passers (First-Timer)	No. of Examinees (Resit)	No. of Passers (Resit)	% of Passers (Resit)	No. of Examinees (First-Timer)	No. of Passers (First-Timer)	% of Passers (First-Timer)	No. of Examinees (Resit)	No. of Passers (Resit)	% of Passers (Resit)
Dec. 2019	-	-	-	-	-	-	-	-	-	-	-	-
2020	2	2	100.00%	-	-	-	16	13	81.25%	-	-	-
2021	5	5	100.00%	-	-	-	37	29	78.38%	7	7	100.00%
2022	14	5	35.71%	4	4	100.00%	44	25	56.82%	18	13	72.22%
<b>Total</b>	<b>21</b>	<b>12</b>	<b>57.14%</b>	<b>4</b>	<b>4</b>	<b>100.00%</b>	<b>97</b>	<b>67</b>	<b>69.07%</b>	<b>25</b>	<b>20</b>	<b>80.00%</b>

UNIVERSITY OF PERPETUAL HELP SYSTEM JONELTA

Year	Deck Management						Deck Operational					
	No. of Examinees (First-Timer)	No. of Passers (First-Timer)	% of Passers (First-Timer)	No. of Examinees (Resit)	No. of Passers (Resit)	% of Passers (Resit)	No. of Examinees (First-Timer)	No. of Passers (First-Timer)	% of Passers (First-Timer)	No. of Examinees (Resit)	No. of Passers (Resit)	% of Passers (Resit)
Dec. 2019	-	-	-	-	-	-	-	-	-	-	-	-
2020	1	1	100.00%	-	-	-	4	4	100.00%	-	-	-
2021	2	2	100.00%	-	-	-	8	6	75.00%	1	1	100.00%
2022	8	4	50.00%	2	2	100.00%	17	14	82.35%	6	3	50.00%
<b>Total</b>	<b>11</b>	<b>7</b>	<b>63.64%</b>	<b>2</b>	<b>2</b>	<b>100.00%</b>	<b>29</b>	<b>24</b>	<b>82.76%</b>	<b>7</b>	<b>4</b>	<b>57.14%</b>

**REGION IV B - MIMAROPA**

**EDUCATION SYSTEMS TECHNOLOGICAL INSTITUTE**

Year	Deck Management						Deck Operational					
	No. of Examinees (First-Timer)	No. of Passers (First-Timer)	% of Passers (First-Timer)	No. of Examinees (Resit)	No. of Passers (Resit)	% of Passers (Resit)	No. of Examinees (First-Timer)	No. of Passers (First-Timer)	% of Passers (First-Timer)	No. of Examinees (Resit)	No. of Passers (Resit)	% of Passers (Resit)
Dec. 2019	-	-	-	-	-	-	-	-	-	-	-	-
2020	-	-	-	-	-	-	4	3	75.00%	1	1	100.00%
2021	-	-	-	-	-	-	4	0	0.00%	3	3	100.00%
2022	2	0	0.00%	2	1	50.00%	12	7	58.33%	4	3	75.00%
<b>Total</b>	<b>2</b>	<b>0</b>	<b>0.00%</b>	<b>2</b>	<b>1</b>	<b>50.00%</b>	<b>20</b>	<b>10</b>	<b>50.00%</b>	<b>8</b>	<b>7</b>	<b>87.50%</b>

**PALAWAN POLYTECHNIC COLLEGE, INC.**

Year	Deck Management						Deck Operational					
	No. of Examinees (First-Timer)	No. of Passers (First-Timer)	% of Passers (First-Timer)	No. of Examinees (Resit)	No. of Passers (Resit)	% of Passers (Resit)	No. of Examinees (First-Timer)	No. of Passers (First-Timer)	% of Passers (First-Timer)	No. of Examinees (Resit)	No. of Passers (Resit)	% of Passers (Resit)
Dec. 2019	-	-	-	-	-	-	-	-	-	-	-	-
2020	-	-	-	-	-	-	4	4	100.00%	-	-	-
2021	3	3	100.00%	-	-	-	12	9	75.00%	1	1	100.00%
2022	4	1	25.00%	1	1	100.00%	29	13	44.83%	10	9	90.00%
<b>Total</b>	<b>7</b>	<b>4</b>	<b>57.14%</b>	<b>1</b>	<b>1</b>	<b>100.00%</b>	<b>45</b>	<b>26</b>	<b>57.78%</b>	<b>11</b>	<b>10</b>	<b>90.91%</b>

**REGION V - BICOL**

**BICOL MERCHANT MARINE COLLEGE, INC.**

Year	Deck Management						Deck Operational					
	No. of Examinees (First-Timer)	No. of Passers (First-Timer)	% of Passers (First-Timer)	No. of Examinees (Resit)	No. of Passers (Resit)	% of Passers (Resit)	No. of Examinees (First-Timer)	No. of Passers (First-Timer)	% of Passers (First-Timer)	No. of Examinees (Resit)	No. of Passers (Resit)	% of Passers (Resit)
Dec. 2019	-	-	-	-	-	-	-	-	-	-	-	-
2020	-	-	-	-	-	-	1	1	100.00%	-	-	-
2021	3	3	100.00%	-	-	-	8	6	75.00%	1	1	100.00%
2022	3	2	66.67%	-	-	-	14	9	64.29%	5	4	80.00%
<b>Total</b>	<b>6</b>	<b>5</b>	<b>83.33%</b>	<b>-</b>	<b>-</b>	<b>-</b>	<b>23</b>	<b>16</b>	<b>69.57%</b>	<b>6</b>	<b>5</b>	<b>83.33%</b>

**MARINER'S POLYTECHNIC COLLEGES FOUNDATION OF CANAMAN**

Year	Deck Management						Deck Operational					
	No. of Examinees (First-Timer)	No. of Passers (First-Timer)	% of Passers (First-Timer)	No. of Examinees (Resit)	No. of Passers (Resit)	% of Passers (Resit)	No. of Examinees (First-Timer)	No. of Passers (First-Timer)	% of Passers (First-Timer)	No. of Examinees (Resit)	No. of Passers (Resit)	% of Passers (Resit)
Dec. 2019	-	-	-	-	-	-	-	-	-	-	-	-
2020	2	2	100.00%	-	-	-	19	18	94.74%	1	1	100.00%
2021	19	13	68.42%	3	3	100.00%	28	21	75.00%	4	3	75.00%
2022	24	13	54.17%	8	5	62.50%	52	36	69.23%	9	8	88.89%
<b>Total</b>	<b>45</b>	<b>28</b>	<b>62.22%</b>	<b>11</b>	<b>8</b>	<b>72.73%</b>	<b>99</b>	<b>75</b>	<b>75.76%</b>	<b>14</b>	<b>12</b>	<b>85.71%</b>

**MARINER'S POLYTECHNIC COLLEGES FOUNDATION OF LEGASPI CITY (ALBAY), INC.**

Year	Deck Management						Deck Operational					
	No. of Examinees (First-Timer)	No. of Passers (First-Timer)	% of Passers (First-Timer)	No. of Examinees (Resit)	No. of Passers (Resit)	% of Passers (Resit)	No. of Examinees (First-Timer)	No. of Passers (First-Timer)	% of Passers (First-Timer)	No. of Examinees (Resit)	No. of Passers (Resit)	% of Passers (Resit)
Dec. 2019	-	-	-	-	-	-	-	-	-	-	-	-
2020	5	5	100.00%	-	-	-	20	16	80.00%	4	3	75.00%
2021	19	15	78.95%	2	1	50.00%	37	25	67.57%	8	6	75.00%
2022	21	5	23.81%	9	5	55.56%	58	41	70.69%	9	7	77.78%
<b>Total</b>	<b>45</b>	<b>25</b>	<b>55.56%</b>	<b>11</b>	<b>6</b>	<b>54.55%</b>	<b>115</b>	<b>82</b>	<b>71.30%</b>	<b>21</b>	<b>16</b>	<b>76.19%</b>

**OUR LADY OF LOURDES COLLEGE FOUNDATION**

Year	Deck Management						Deck Operational					
	No. of Examinees (First-Timer)	No. of Passers (First-Timer)	% of Passers (First-Timer)	No. of Examinees (Resit)	No. of Passers (Resit)	% of Passers (Resit)	No. of Examinees (First-Timer)	No. of Passers (First-Timer)	% of Passers (First-Timer)	No. of Examinees (Resit)	No. of Passers (Resit)	% of Passers (Resit)
Dec. 2019	-	-	-	-	-	-	-	-	-	-	-	-
2020	-	-	-	-	-	-	-	-	-	-	-	-
2021	-	-	-	-	-	-	1	1	100.00%	-	-	-
2022	-	-	-	-	-	-	3	2	66.67%	-	-	-
<b>Total</b>	<b>-</b>	<b>-</b>	<b>-</b>	<b>-</b>	<b>-</b>	<b>-</b>	<b>4</b>	<b>3</b>	<b>75.00%</b>	<b>-</b>	<b>-</b>	<b>-</b>

UNIVERSITY OF NORTHEASTERN PHILIPPINES												
Year	Deck Management						Deck Operational					
	No. of Examinees (First-Timer)	No. of Passers (First-Timer)	% of Passers (First-Timer)	No. of Examinees (Resit)	No. of Passers (Resit)	% of Passers (Resit)	No. of Examinees (First-Timer)	No. of Passers (First-Timer)	% of Passers (First-Timer)	No. of Examinees (Resit)	No. of Passers (Resit)	% of Passers (Resit)
Dec. 2019	-	-	-	-	-	-	-	-	-	-	-	-
2020	-	-	-	-	-	-	-	-	-	-	-	-
2021	3	2	66.67%	-	-	-	-	-	-	-	-	-
2022	1	0	0.00%	3	2	66.67%	-	-	-	-	-	-
<b>Total</b>	<b>4</b>	<b>2</b>	<b>50.00%</b>	<b>3</b>	<b>2</b>	<b>66.67%</b>	<b>-</b>	<b>-</b>	<b>-</b>	<b>-</b>	<b>-</b>	<b>-</b>
UNIVERSITY OF SAINT ANTHONY												
Year	Deck Management						Deck Operational					
	No. of Examinees (First-Timer)	No. of Passers (First-Timer)	% of Passers (First-Timer)	No. of Examinees (Resit)	No. of Passers (Resit)	% of Passers (Resit)	No. of Examinees (First-Timer)	No. of Passers (First-Timer)	% of Passers (First-Timer)	No. of Examinees (Resit)	No. of Passers (Resit)	% of Passers (Resit)
Dec. 2019	-	-	-	-	-	-	-	-	-	-	-	-
2020	-	-	-	-	-	-	1	1	100.00%	-	-	-
2021	-	-	-	-	-	-	9	8	88.89%	-	-	-
2022	7	2	28.57%	2	2	100.00%	5	3	60.00%	2	1	50.00%
<b>Total</b>	<b>7</b>	<b>2</b>	<b>28.57%</b>	<b>2</b>	<b>2</b>	<b>100.00%</b>	<b>15</b>	<b>12</b>	<b>80.00%</b>	<b>2</b>	<b>1</b>	<b>50.00%</b>



**REGION VI - WESTERN VISAYAS**

**AKLAN POLYTECHNIC COLLEGE**

Year	Deck Management						Deck Operational					
	No. of Examinees (First-Timer)	No. of Passers (First-Timer)	% of Passers (First-Timer)	No. of Examinees (Resit)	No. of Passers (Resit)	% of Passers (Resit)	No. of Examinees (First-Timer)	No. of Passers (First-Timer)	% of Passers (First-Timer)	No. of Examinees (Resit)	No. of Passers (Resit)	% of Passers (Resit)
Dec. 2019	1	0	0.00%	-	-	-	-	-	-	-	-	-
2020	3	3	100.00%	1	1	100.00%	3	1	33.33%	-	-	-
2021	9	8	88.89%	1	0	0.00%	21	16	76.19%	5	2	40.00%
2022	13	4	30.77%	6	3	50.00%	20	7	35.00%	4	3	75.00%
<b>Total</b>	<b>26</b>	<b>15</b>	<b>57.69%</b>	<b>8</b>	<b>4</b>	<b>50.00%</b>	<b>44</b>	<b>24</b>	<b>54.55%</b>	<b>9</b>	<b>5</b>	<b>55.56%</b>

**COLEGIO DE LA PURISIMA CONCEPTION**

Year	Deck Management						Deck Operational					
	No. of Examinees (First-Timer)	No. of Passers (First-Timer)	% of Passers (First-Timer)	No. of Examinees (Resit)	No. of Passers (Resit)	% of Passers (Resit)	No. of Examinees (First-Timer)	No. of Passers (First-Timer)	% of Passers (First-Timer)	No. of Examinees (Resit)	No. of Passers (Resit)	% of Passers (Resit)
Dec. 2019	-	-	-	-	-	-	-	-	-	-	-	-
2020	-	-	-	-	-	-	1	0	0.00%	1	1	100.00%
2021	-	-	-	-	-	-	3	1	33.33%	-	-	-
2022	2	2	100.00%	-	-	-	5	4	80.00%	4	3	75.00%
<b>Total</b>	<b>2</b>	<b>2</b>	<b>100.00%</b>	<b>-</b>	<b>-</b>	<b>-</b>	<b>9</b>	<b>5</b>	<b>55.56%</b>	<b>5</b>	<b>4</b>	<b>80.00%</b>

<b>ILOILO STATE COLLEGE OF FISHERIES</b>												
<b>Year</b>	<b>Deck Management</b>						<b>Deck Operational</b>					
	<b>No. of Examinees (First-Timer)</b>	<b>No. of Passers (First-Timer)</b>	<b>% of Passers (First-Timer)</b>	<b>No. of Examinees (Resit)</b>	<b>No. of Passers (Resit)</b>	<b>% of Passers (Resit)</b>	<b>No. of Examinees (First-Timer)</b>	<b>No. of Passers (First-Timer)</b>	<b>% of Passers (First-Timer)</b>	<b>No. of Examinees (Resit)</b>	<b>No. of Passers (Resit)</b>	<b>% of Passers (Resit)</b>
Dec. 2019	-	-	-	-	-	-	-	-	-	-	-	-
2020	-	-	-	-	-	-	2	1	50.00%	1	1	100.00%
2021	9	5	55.56%	-	-	-	9	4	44.44%	3	1	33.33%
2022	17	7	41.18%	13	5	38.46%	27	6	22.22%	11	7	63.64%
<b>Total</b>	<b>26</b>	<b>12</b>	<b>46.15%</b>	<b>13</b>	<b>5</b>	<b>38.46%</b>	<b>38</b>	<b>11</b>	<b>28.95%</b>	<b>15</b>	<b>9</b>	<b>60.00%</b>
<b>JOHN B. LACSON COLLEGES FOUNDATION - BACOLOD, INC.</b>												
<b>Year</b>	<b>Deck Management</b>						<b>Deck Operational</b>					
	<b>No. of Examinees (First-Timer)</b>	<b>No. of Passers (First-Timer)</b>	<b>% of Passers (First-Timer)</b>	<b>No. of Examinees (Resit)</b>	<b>No. of Passers (Resit)</b>	<b>% of Passers (Resit)</b>	<b>No. of Examinees (First-Timer)</b>	<b>No. of Passers (First-Timer)</b>	<b>% of Passers (First-Timer)</b>	<b>No. of Examinees (Resit)</b>	<b>No. of Passers (Resit)</b>	<b>% of Passers (Resit)</b>
Dec. 2019	-	-	-	-	-	-	-	-	-	-	-	-
2020	9	7	77.78%	1	1	100.00%	9	8	88.89%	2	1	50.00%
2021	43	32	74.42%	6	4	66.67%	48	36	75.00%	4	4	100.00%
2022	72	36	50.00%	26	17	65.38%	85	53	62.35%	23	17	73.91%
<b>Total</b>	<b>124</b>	<b>75</b>	<b>60.48%</b>	<b>33</b>	<b>22</b>	<b>66.67%</b>	<b>142</b>	<b>97</b>	<b>68.31%</b>	<b>29</b>	<b>22</b>	<b>75.86%</b>

**JOHN B. LACSON FOUNDATION MARITIME UNIVERSITY - AREVALO, INC.**

Year	Deck Management						Deck Operational					
	No. of Examinees (First-Timer)	No. of Passers (First-Timer)	% of Passers (First-Timer)	No. of Examinees (Resit)	No. of Passers (Resit)	% of Passers (Resit)	No. of Examinees (First-Timer)	No. of Passers (First-Timer)	% of Passers (First-Timer)	No. of Examinees (Resit)	No. of Passers (Resit)	% of Passers (Resit)
Dec. 2019	-	-	-	-	-	-	-	-	-	-	-	-
2020	24	22	91.67%	2	2	100.00%	50	43	86.00%	4	3	75.00%
2021	132	109	82.58%	12	9	75.00%	173	147	84.97%	22	14	63.64%
2022	297	154	51.85%	101	69	68.32%	204	129	63.24%	54	39	72.22%
<b>Total</b>	<b>453</b>	<b>285</b>	<b>62.91%</b>	<b>115</b>	<b>80</b>	<b>69.57%</b>	<b>427</b>	<b>319</b>	<b>74.71%</b>	<b>80</b>	<b>56</b>	<b>70.00%</b>

**ST. THERESE - MTC COLLEGES - MAGDALO SITE**

Year	Deck Management						Deck Operational					
	No. of Examinees (First-Timer)	No. of Passers (First-Timer)	% of Passers (First-Timer)	No. of Examinees (Resit)	No. of Passers (Resit)	% of Passers (Resit)	No. of Examinees (First-Timer)	No. of Passers (First-Timer)	% of Passers (First-Timer)	No. of Examinees (Resit)	No. of Passers (Resit)	% of Passers (Resit)
Dec. 2019	1	0	0.00%	-	-	-	-	-	-	-	-	-
2020	10	8	80.00%	2	2	100.00%	7	6	85.71%	1	1	100.00%
2021	22	18	81.82%	4	3	75.00%	24	17	70.83%	6	2	33.33%
2022	47	22	46.81%	20	11	55.00%	33	19	57.58%	9	7	77.78%
<b>Total</b>	<b>80</b>	<b>48</b>	<b>60.00%</b>	<b>26</b>	<b>16</b>	<b>61.54%</b>	<b>64</b>	<b>42</b>	<b>65.63%</b>	<b>16</b>	<b>10</b>	<b>62.50%</b>



UNIVERSITY OF ANTIQUE												
Year	Deck Management						Deck Operational					
	No. of Examinees (First-Timer)	No. of Passers (First-Timer)	% of Passers (First-Timer)	No. of Examinees (Resit)	No. of Passers (Resit)	% of Passers (Resit)	No. of Examinees (First-Timer)	No. of Passers (First-Timer)	% of Passers (First-Timer)	No. of Examinees (Resit)	No. of Passers (Resit)	% of Passers (Resit)
Dec. 2019	-	-	-	-	-	-	-	-	-	-	-	-
2020	-	-	-	-	-	-	1	1	100.00%	-	-	-
2021	-	-	-	-	-	-	12	9	75.00%	1	0	0.00%
2022	-	-	-	-	-	-	11	6	54.55%	4	2	50.00%
<b>Total</b>	-	-	-	-	-	-	<b>24</b>	<b>16</b>	<b>66.67%</b>	<b>5</b>	<b>2</b>	<b>40.00%</b>
VMA GLOBAL COLLEGE AND TRAINING CENTERS, INC.												
Year	Deck Management						Deck Operational					
	No. of Examinees (First-Timer)	No. of Passers (First-Timer)	% of Passers (First-Timer)	No. of Examinees (Resit)	No. of Passers (Resit)	% of Passers (Resit)	No. of Examinees (First-Timer)	No. of Passers (First-Timer)	% of Passers (First-Timer)	No. of Examinees (Resit)	No. of Passers (Resit)	% of Passers (Resit)
Dec. 2019	-	-	-	-	-	-	-	-	-	-	-	-
2020	2	2	100.00%	-	-	-	9	7	77.78%	1	1	100.00%
2021	16	11	68.75%	2	2	100.00%	18	14	77.78%	2	1	50.00%
2022	34	16	47.06%	10	7	70.00%	53	31	58.49%	11	10	90.91%
<b>Total</b>	<b>52</b>	<b>29</b>	<b>55.77%</b>	<b>12</b>	<b>9</b>	<b>75.00%</b>	<b>80</b>	<b>52</b>	<b>65.00%</b>	<b>14</b>	<b>12</b>	<b>85.71%</b>

**REGION VII - CENTRAL VISAYAS**

**BIT INTERNATIONAL COLLEGE**

Year	Deck Management						Deck Operational					
	No. of Examinees (First-Timer)	No. of Passers (First-Timer)	% of Passers (First-Timer)	No. of Examinees (Resit)	No. of Passers (Resit)	% of Passers (Resit)	No. of Examinees (First-Timer)	No. of Passers (First-Timer)	% of Passers (First-Timer)	No. of Examinees (Resit)	No. of Passers (Resit)	% of Passers (Resit)
Dec. 2019	-	-	-	-	-	-	-	-	-	-	-	-
2020	2	2	100.00%	-	-	-	2	2	100.00%	-	-	-
2021	5	2	40.00%	-	-	-	16	13	81.25%	2	2	100.00%
2022	5	3	60.00%	1	1	100.00%	18	10	55.56%	6	5	83.33%
<b>Total</b>	<b>12</b>	<b>7</b>	<b>58.33%</b>	<b>1</b>	<b>1</b>	<b>100.00%</b>	<b>36</b>	<b>25</b>	<b>69.44%</b>	<b>8</b>	<b>7</b>	<b>87.50%</b>

**CONCORD TECHNICAL INSTITUTE, INC.**

Year	Deck Management						Deck Operational					
	No. of Examinees (First-Timer)	No. of Passers (First-Timer)	% of Passers (First-Timer)	No. of Examinees (Resit)	No. of Passers (Resit)	% of Passers (Resit)	No. of Examinees (First-Timer)	No. of Passers (First-Timer)	% of Passers (First-Timer)	No. of Examinees (Resit)	No. of Passers (Resit)	% of Passers (Resit)
Dec. 2019	-	-	-	-	-	-	-	-	-	-	-	-
2020	1	0	0.00%	1	1	100.00%	-	-	-	-	-	-
2021	1	1	100.00%	0	0	-	4	4	100.00%	-	-	-
2022	7	4	57.14%	2	2	100.00%	3	2	66.67%	1	1	100.00%
<b>Total</b>	<b>9</b>	<b>5</b>	<b>55.56%</b>	<b>3</b>	<b>3</b>	<b>100.00%</b>	<b>7</b>	<b>6</b>	<b>85.71%</b>	<b>1</b>	<b>1</b>	<b>100.00%</b>

<b>CRISTAL-E COLLEGE</b>												
Year	Deck Management						Deck Operational					
	No. of Examinees (First-Timer)	No. of Passers (First-Timer)	% of Passers (First-Timer)	No. of Examinees (Resit)	No. of Passers (Resit)	% of Passers (Resit)	No. of Examinees (First-Timer)	No. of Passers (First-Timer)	% of Passers (First-Timer)	No. of Examinees (Resit)	No. of Passers (Resit)	% of Passers (Resit)
Dec. 2019	-	-	-	-	-	-	-	-	-	-	-	-
2020	1	1	100.00%	-	-	-	9	7	77.78%	1	1	100.00%
2021	6	6	100.00%	-	-	-	21	14	66.67%	1	0	0.00%
2022	19	15	78.95%	3	3	100.00%	27	20	74.07%	6	3	50.00%
<b>Total</b>	<b>26</b>	<b>22</b>	<b>84.62%</b>	<b>3</b>	<b>3</b>	<b>100.00%</b>	<b>57</b>	<b>41</b>	<b>71.93%</b>	<b>8</b>	<b>4</b>	<b>50.00%</b>
<b>NEGROS MARITIME COLLEGE FOUNDATION, INC.</b>												
Year	Deck Management						Deck Operational					
	No. of Examinees (First-Timer)	No. of Passers (First-Timer)	% of Passers (First-Timer)	No. of Examinees (Resit)	No. of Passers (Resit)	% of Passers (Resit)	No. of Examinees (First-Timer)	No. of Passers (First-Timer)	% of Passers (First-Timer)	No. of Examinees (Resit)	No. of Passers (Resit)	% of Passers (Resit)
Dec. 2019	-	-	-	-	-	-	-	-	-	-	-	-
2020	-	-	-	-	-	-	1	1	100.00%	-	-	-
2021	4	4	100.00%	-	-	-	1	1	100.00%	-	-	-
2022	4	2	50.00%	-	-	-	5	1	20.00%	3	2	66.67%
<b>Total</b>	<b>8</b>	<b>6</b>	<b>75.00%</b>	<b>-</b>	<b>-</b>	<b>-</b>	<b>7</b>	<b>3</b>	<b>42.86%</b>	<b>3</b>	<b>2</b>	<b>66.67%</b>

PMI COLLEGES - BOHOL												
Year	Deck Management						Deck Operational					
	No. of Examinees (First-Timer)	No. of Passers (First-Timer)	% of Passers (First-Timer)	No. of Examinees (Resit)	No. of Passers (Resit)	% of Passers (Resit)	No. of Examinees (First-Timer)	No. of Passers (First-Timer)	% of Passers (First-Timer)	No. of Examinees (Resit)	No. of Passers (Resit)	% of Passers (Resit)
Dec. 2019	1	1	100.00%	-	-	-	-	-	-	-	-	-
2020	13	12	92.31%	1	1	100.00%	18	16	88.89%	1	1	100.00%
2021	52	37	71.15%	6	5	83.33%	65	52	80.00%	11	7	63.64%
2022	72	29	40.28%	30	18	60.00%	85	55	64.71%	22	16	72.73%
<b>Total</b>	<b>138</b>	<b>79</b>	<b>57.25%</b>	<b>37</b>	<b>24</b>	<b>64.86%</b>	<b>168</b>	<b>123</b>	<b>73.21%</b>	<b>34</b>	<b>24</b>	<b>70.59%</b>
SALAZAR COLLEGES OF SCIENCE AND INSTITUTE OF TECHNOLOGY												
Year	Deck Management						Deck Operational					
	No. of Examinees (First-Timer)	No. of Passers (First-Timer)	% of Passers (First-Timer)	No. of Examinees (Resit)	No. of Passers (Resit)	% of Passers (Resit)	No. of Examinees (First-Timer)	No. of Passers (First-Timer)	% of Passers (First-Timer)	No. of Examinees (Resit)	No. of Passers (Resit)	% of Passers (Resit)
Dec. 2019	-	-	-	-	-	-	-	-	-	-	-	-
2020	-	-	-	-	-	-	2	1	50.00%	1	1	100.00%
2021	1	0	0.00%	1	1	100.00%	11	10	90.91%	1	1	100.00%
2022	6	3	50.00%	2	2	100.00%	27	16	59.26%	5	4	80.00%
<b>Total</b>	<b>7</b>	<b>3</b>	<b>42.86%</b>	<b>3</b>	<b>3</b>	<b>100.00%</b>	<b>40</b>	<b>27</b>	<b>67.50%</b>	<b>7</b>	<b>6</b>	<b>85.71%</b>



SIQUIJOR STATE COLLEGE												
Year	Deck Management						Deck Operational					
	No. of Examinees (First-Timer)	No. of Passers (First-Timer)	% of Passers (First-Timer)	No. of Examinees (Resit)	No. of Passers (Resit)	% of Passers (Resit)	No. of Examinees (First-Timer)	No. of Passers (First-Timer)	% of Passers (First-Timer)	No. of Examinees (Resit)	No. of Passers (Resit)	% of Passers (Resit)
Dec. 2019	-	-	-	-	-	-	-	-	-	-	-	-
2020	3	3	100.00%	-	-	-	-	-	-	-	-	-
2021	3	2	66.67%	1	1	100.00%	2	1	50.00%	-	-	-
2022	4	1	25.00%	2	1	50.00%	1	1	100.00%	-	-	-
<b>Total</b>	<b>10</b>	<b>6</b>	<b>60.00%</b>	<b>3</b>	<b>2</b>	<b>66.67%</b>	<b>3</b>	<b>2</b>	<b>66.67%</b>	<b>-</b>	<b>-</b>	<b>-</b>
SOUTHWESTERN UNIVERSITY												
Year	Deck Management						Deck Operational					
	No. of Examinees (First-Timer)	No. of Passers (First-Timer)	% of Passers (First-Timer)	No. of Examinees (Resit)	No. of Passers (Resit)	% of Passers (Resit)	No. of Examinees (First-Timer)	No. of Passers (First-Timer)	% of Passers (First-Timer)	No. of Examinees (Resit)	No. of Passers (Resit)	% of Passers (Resit)
Dec. 2019	-	-	-	-	-	-	-	-	-	-	-	-
2020	1	1	100.00%	-	-	-	1	1	100.00%	-	-	-
2021	7	7	100.00%	-	-	-	4	3	75.00%	-	-	-
2022	11	2	18.18%	2	1	50.00%	15	10	66.67%	4	3	75.00%
<b>Total</b>	<b>19</b>	<b>10</b>	<b>52.63%</b>	<b>2</b>	<b>1</b>	<b>50.00%</b>	<b>20</b>	<b>14</b>	<b>70.00%</b>	<b>4</b>	<b>3</b>	<b>75.00%</b>

UNIVERSITY OF CEBU - METC												
Year	Deck Management						Deck Operational					
	No. of Examinees (First-Timer)	No. of Passers (First-Timer)	% of Passers (First-Timer)	No. of Examinees (Resit)	No. of Passers (Resit)	% of Passers (Resit)	No. of Examinees (First-Timer)	No. of Passers (First-Timer)	% of Passers (First-Timer)	No. of Examinees (Resit)	No. of Passers (Resit)	% of Passers (Resit)
Dec. 2019	3	3	100.00%	-	-	-	-	-	-	-	-	-
2020	32	27	84.38%	4	2	50.00%	61	52	85.25%	4	3	75.00%
2021	155	132	85.16%	11	8	72.73%	276	225	81.52%	40	34	85.00%
2022	257	134	52.14%	84	60	71.43%	281	184	65.48%	79	59	74.68%
<b>Total</b>	<b>447</b>	<b>296</b>	<b>66.22%</b>	<b>99</b>	<b>70</b>	<b>70.71%</b>	<b>618</b>	<b>461</b>	<b>74.60%</b>	<b>123</b>	<b>96</b>	<b>78.05%</b>
UNIVERSITY OF CEBU IN LAPU-LAPU AND MANDAUE												
Year	Deck Management						Deck Operational					
	No. of Examinees (First-Timer)	No. of Passers (First-Timer)	% of Passers (First-Timer)	No. of Examinees (Resit)	No. of Passers (Resit)	% of Passers (Resit)	No. of Examinees (First-Timer)	No. of Passers (First-Timer)	% of Passers (First-Timer)	No. of Examinees (Resit)	No. of Passers (Resit)	% of Passers (Resit)
Dec. 2019	-	-	-	-	-	-	-	-	-	-	-	-
2020	6	5	83.33%	-	-	-	26	26	100.00%	-	-	-
2021	34	29	85.29%	3	3	100.00%	105	84	80.00%	16	11	68.75%
2022	72	39	54.17%	21	17	80.95%	87	53	60.92%	33	26	78.79%
<b>Total</b>	<b>112</b>	<b>73</b>	<b>65.18%</b>	<b>24</b>	<b>20</b>	<b>83.33%</b>	<b>218</b>	<b>163</b>	<b>74.77%</b>	<b>49</b>	<b>37</b>	<b>75.51%</b>

**UNIVERSITY OF THE VISAYAS**

Year	Deck Management						Deck Operational					
	No. of Examinees (First-Timer)	No. of Passers (First-Timer)	% of Passers (First-Timer)	No. of Examinees (Resit)	No. of Passers (Resit)	% of Passers (Resit)	No. of Examinees (First-Timer)	No. of Passers (First-Timer)	% of Passers (First-Timer)	No. of Examinees (Resit)	No. of Passers (Resit)	% of Passers (Resit)
Dec. 2019	-	-	-	-	-	-	-	-	-	-	-	-
2020	8	8	100.00%	-	-	-	5	4	80.00%	1	1	100.00%
2021	32	24	75.00%	4	3	75.00%	45	37	82.22%	4	3	75.00%
2022	65	22	33.85%	27	19	70.37%	40	23	57.50%	10	7	70.00%
<b>Total</b>	<b>105</b>	<b>54</b>	<b>51.43%</b>	<b>31</b>	<b>22</b>	<b>70.97%</b>	<b>90</b>	<b>64</b>	<b>71.11%</b>	<b>15</b>	<b>11</b>	<b>73.33%</b>

**REGION VIII - EASTERN VISAYAS**

**BILIRAN STATE PROVINCE UNIVERSITY (FOR. NAVAL STATE UNIVERSITY)**

Year	Deck Management						Deck Operational					
	No. of Examinees (First-Timer)	No. of Passers (First-Timer)	% of Passers (First-Timer)	No. of Examinees (Resit)	No. of Passers (Resit)	% of Passers (Resit)	No. of Examinees (First-Timer)	No. of Passers (First-Timer)	% of Passers (First-Timer)	No. of Examinees (Resit)	No. of Passers (Resit)	% of Passers (Resit)
Dec. 2019	-	-	-	-	-	-	-	-	-	-	-	-
2020	1	1	100.00%	-	-	-	6	4	66.67%	-	-	-
2021	6	5	83.33%	1	1	100.00%	20	17	85.00%	5	2	40.00%
2022	11	4	36.36%	3	2	66.67%	41	21	51.22%	9	5	55.56%
<b>Total</b>	<b>18</b>	<b>10</b>	<b>55.56%</b>	<b>4</b>	<b>3</b>	<b>75.00%</b>	<b>67</b>	<b>42</b>	<b>62.69%</b>	<b>14</b>	<b>7</b>	<b>50.00%</b>

**PALOMPON INSTITUTE OF TECHNOLOGY**

Year	Deck Management						Deck Operational					
	No. of Examinees (First-Timer)	No. of Passers (First-Timer)	% of Passers (First-Timer)	No. of Examinees (Resit)	No. of Passers (Resit)	% of Passers (Resit)	No. of Examinees (First-Timer)	No. of Passers (First-Timer)	% of Passers (First-Timer)	No. of Examinees (Resit)	No. of Passers (Resit)	% of Passers (Resit)
Dec. 2019	-	-	-	-	-	-	11	10	90.91%	-	-	-
2020	7	7	100.00%	-	-	-	23	21	91.30%	3	3	100.00%
2021	24	23	95.83%	-	-	-	48	43	89.58%	4	4	100.00%
2022	56	30	53.57%	17	15	88.24%	43	35	81.40%	9	8	88.89%
<b>Total</b>	<b>87</b>	<b>60</b>	<b>68.97%</b>	<b>17</b>	<b>15</b>	<b>88.24%</b>	<b>125</b>	<b>109</b>	<b>87.20%</b>	<b>16</b>	<b>15</b>	<b>93.75%</b>

**REGION IX - ZAMBOANGA PENINSULA**

**DIPOLOG CITY INSTITUTE OF TECHNOLOGY**

Year	Deck Management						Deck Operational					
	No. of Examinees (First-Timer)	No. of Passers (First-Timer)	% of Passers (First-Timer)	No. of Examinees (Resit)	No. of Passers (Resit)	% of Passers (Resit)	No. of Examinees (First-Timer)	No. of Passers (First-Timer)	% of Passers (First-Timer)	No. of Examinees (Resit)	No. of Passers (Resit)	% of Passers (Resit)
Dec. 2019	-	-	-	-	-	-	-	-	-	-	-	-
2020	-	-	-	-	-	-	-	-	-	-	-	-
2021	-	-	-	-	-	-	-	-	-	-	-	-
2022	2	0	0.00%	3	1	33.33%	-	-	-	-	-	-
<b>Total</b>	<b>2</b>	<b>0</b>	<b>0.00%</b>	<b>3</b>	<b>1</b>	<b>33.33%</b>	<b>-</b>	<b>-</b>	<b>-</b>	<b>-</b>	<b>-</b>	<b>-</b>

**JOSE RIZAL MEMORIAL STATE UNIVERSITY**

Year	Deck Management						Deck Operational					
	No. of Examinees (First-Timer)	No. of Passers (First-Timer)	% of Passers (First-Timer)	No. of Examinees (Resit)	No. of Passers (Resit)	% of Passers (Resit)	No. of Examinees (First-Timer)	No. of Passers (First-Timer)	% of Passers (First-Timer)	No. of Examinees (Resit)	No. of Passers (Resit)	% of Passers (Resit)
Dec. 2019	-	-	-	-	-	-	-	-	-	-	-	-
2020	1	1	100.00%	-	-	-	2	2	100.00%	-	-	-
2021	2	2	100.00%	-	-	-	16	14	87.50%	-	-	-
2022	10	7	70.00%	2	2	100.00%	11	8	72.73%	4	3	75.00%
<b>Total</b>	<b>13</b>	<b>10</b>	<b>76.92%</b>	<b>2</b>	<b>2</b>	<b>100.00%</b>	<b>29</b>	<b>24</b>	<b>82.76%</b>	<b>4</b>	<b>3</b>	<b>75.00%</b>

**ZAMBOANGA DEL SUR MARITIME INSTITUTE OF TECHNOLOGY**

Year	Deck Management						Deck Operational					
	No. of Examinees (First-Timer)	No. of Passers (First-Timer)	% of Passers (First-Timer)	No. of Examinees (Resit)	No. of Passers (Resit)	% of Passers (Resit)	No. of Examinees (First-Timer)	No. of Passers (First-Timer)	% of Passers (First-Timer)	No. of Examinees (Resit)	No. of Passers (Resit)	% of Passers (Resit)
Dec. 2019	-	-	-	-	-	-	-	-	-	-	-	-
2020	-	-	-	-	-	-	-	-	-	-	-	-
2021	5	3	60.00%	1	1	100.00%	27	19	70.37%	2	2	100.00%
2022	13	9	69.23%	2	1	50.00%	22	14	63.64%	8	6	75.00%
<b>Total</b>	<b>18</b>	<b>12</b>	<b>66.67%</b>	<b>3</b>	<b>2</b>	<b>66.67%</b>	<b>49</b>	<b>33</b>	<b>67.35%</b>	<b>10</b>	<b>8</b>	<b>80.00%</b>

**ZAMBOANGA STATE COLLEGE OF MARINE SCIENCES AND TECHNOLOGY**

Year	Deck Management						Deck Operational					
	No. of Examinees (First-Timer)	No. of Passers (First-Timer)	% of Passers (First-Timer)	No. of Examinees (Resit)	No. of Passers (Resit)	% of Passers (Resit)	No. of Examinees (First-Timer)	No. of Passers (First-Timer)	% of Passers (First-Timer)	No. of Examinees (Resit)	No. of Passers (Resit)	% of Passers (Resit)
Dec. 2019	-	-	-	-	-	-	-	-	-	-	-	-
2020	3	2	66.67%	1	1	100.00%	5	4	80.00%	-	-	-
2021	13	8	61.54%	2	2	100.00%	28	23	82.14%	5	3	60.00%
2022	27	10	37.04%	11	10	90.91%	47	22	46.81%	12	10	83.33%
<b>Total</b>	<b>43</b>	<b>20</b>	<b>46.51%</b>	<b>14</b>	<b>13</b>	<b>92.86%</b>	<b>80</b>	<b>49</b>	<b>61.25%</b>	<b>17</b>	<b>13</b>	<b>76.47%</b>



LYCEUM OF ILIGAN FOUNDATION												
Year	Deck Management						Deck Operational					
	No. of Examinees (First-Timer)	No. of Passers (First-Timer)	% of Passers (First-Timer)	No. of Examinees (Resit)	No. of Passers (Resit)	% of Passers (Resit)	No. of Examinees (First-Timer)	No. of Passers (First-Timer)	% of Passers (First-Timer)	No. of Examinees (Resit)	No. of Passers (Resit)	% of Passers (Resit)
Dec. 2019	-	-	-	-	-	-	-	-	-	-	-	-
2020	-	-	-	-	-	-	6	4	66.67%	2	2	100.00%
2021	11	8	72.73%	2	2	100.00%	2	1	50.00%	-	-	-
2022	14	6	42.86%	2	2	100.00%	8	8	100.00%	1	1	100.00%
<b>Total</b>	<b>25</b>	<b>14</b>	<b>56.00%</b>	<b>4</b>	<b>4</b>	<b>100.00%</b>	<b>16</b>	<b>13</b>	<b>81.25%</b>	<b>3</b>	<b>3</b>	<b>100.00%</b>
MISAMIS INSTITUTE OF TECHNOLOGY												
Year	Deck Management						Deck Operational					
	No. of Examinees (First-Timer)	No. of Passers (First-Timer)	% of Passers (First-Timer)	No. of Examinees (Resit)	No. of Passers (Resit)	% of Passers (Resit)	No. of Examinees (First-Timer)	No. of Passers (First-Timer)	% of Passers (First-Timer)	No. of Examinees (Resit)	No. of Passers (Resit)	% of Passers (Resit)
Dec. 2019	-	-	-	-	-	-	-	-	-	-	-	-
2020	4	3	75.00%	1	1	100.00%	5	3	60.00%	2	2	100.00%
2021	19	15	78.95%	-	-	-	13	11	84.62%	-	-	-
2022	34	16	47.06%	9	7	77.78%	20	11	55.00%	6	5	83.33%
<b>Total</b>	<b>57</b>	<b>34</b>	<b>59.65%</b>	<b>10</b>	<b>8</b>	<b>80.00%</b>	<b>38</b>	<b>25</b>	<b>65.79%</b>	<b>8</b>	<b>7</b>	<b>87.50%</b>



<b>MISAMIS UNIVERSITY</b>												
Year	Deck Management						Deck Operational					
	No. of Examinees (First-Timer)	No. of Passers (First-Timer)	% of Passers (First-Timer)	No. of Examinees (Resit)	No. of Passers (Resit)	% of Passers (Resit)	No. of Examinees (First-Timer)	No. of Passers (First-Timer)	% of Passers (First-Timer)	No. of Examinees (Resit)	No. of Passers (Resit)	% of Passers (Resit)
Dec. 2019	-	-	-	-	-	-	-	-	-	-	-	-
2020	2	2	100.00%	-	-	-	1	1	100.00%	-	-	-
2021	9	8	88.89%	-	-	-	5	5	100.00%	-	-	-
2022	7	6	85.71%	2	2	100.00%	18	8	44.44%	5	4	80.00%
<b>Total</b>	<b>18</b>	<b>16</b>	<b>88.89%</b>	<b>2</b>	<b>2</b>	<b>100.00%</b>	<b>24</b>	<b>14</b>	<b>58.33%</b>	<b>5</b>	<b>4</b>	<b>80.00%</b>
<b>SOUTHERN DE ORO PHILIPPINES COLLEGE</b>												
Year	Deck Management						Deck Operational					
	No. of Examinees (First-Timer)	No. of Passers (First-Timer)	% of Passers (First-Timer)	No. of Examinees (Resit)	No. of Passers (Resit)	% of Passers (Resit)	No. of Examinees (First-Timer)	No. of Passers (First-Timer)	% of Passers (First-Timer)	No. of Examinees (Resit)	No. of Passers (Resit)	% of Passers (Resit)
Dec. 2019	-	-	-	-	-	-	-	-	-	-	-	-
2020	2	1	50.00%	-	-	-	-	-	-	-	-	-
2021	5	4	80.00%	1	1	100.00%	6	5	83.33%	-	-	-
2022	6	0	0.00%	4	4	100.00%	9	3	33.33%	2	2	100.00%
<b>Total</b>	<b>13</b>	<b>5</b>	<b>38.46%</b>	<b>5</b>	<b>5</b>	<b>100.00%</b>	<b>15</b>	<b>8</b>	<b>53.33%</b>	<b>2</b>	<b>2</b>	<b>100.00%</b>

**REGION XI - DAVAO REGION**

**AGRO-INDUSTRIAL FOUNDATION COLLEGE OF THE PHILIPPINES**

Year	Deck Management						Deck Operational					
	No. of Examinees (First-Timer)	No. of Passers (First-Timer)	% of Passers (First-Timer)	No. of Examinees (Resit)	No. of Passers (Resit)	% of Passers (Resit)	No. of Examinees (First-Timer)	No. of Passers (First-Timer)	% of Passers (First-Timer)	No. of Examinees (Resit)	No. of Passers (Resit)	% of Passers (Resit)
Dec. 2019	-	-	-	-	-	-	-	-	-	-	-	-
2020	-	-	-	-	-	-	2	2	100.00%	-	-	-
2021	35	29	82.86%	3	3	100.00%	44	30	68.18%	7	7	100.00%
2022	14	3	21.43%	5	2	40.00%	25	15	60.00%	7	5	71.43%
<b>Total</b>	<b>49</b>	<b>32</b>	<b>65.31%</b>	<b>8</b>	<b>5</b>	<b>62.50%</b>	<b>71</b>	<b>47</b>	<b>66.20%</b>	<b>14</b>	<b>12</b>	<b>85.71%</b>

**DMMA COLLEGE OF SOUTHERN PHILIPPINES**

Year	Deck Management						Deck Operational					
	No. of Examinees (First-Timer)	No. of Passers (First-Timer)	% of Passers (First-Timer)	No. of Examinees (Resit)	No. of Passers (Resit)	% of Passers (Resit)	No. of Examinees (First-Timer)	No. of Passers (First-Timer)	% of Passers (First-Timer)	No. of Examinees (Resit)	No. of Passers (Resit)	% of Passers (Resit)
Dec. 2019	-	-	-	-	-	-	-	-	-	-	-	-
2020	10	9	90.00%	1	1	100.00%	34	31	91.18%	1	1	100.00%
2021	45	39	86.67%	3	3	100.00%	117	94	80.34%	19	15	78.95%
2022	67	35	52.24%	27	17	62.96%	111	64	57.66%	34	24	70.59%
<b>Total</b>	<b>122</b>	<b>83</b>	<b>68.03%</b>	<b>31</b>	<b>21</b>	<b>67.74%</b>	<b>262</b>	<b>189</b>	<b>72.14%</b>	<b>54</b>	<b>40</b>	<b>74.07%</b>

HOLY CROSS OF DAVAO COLLEGE, INC.												
Year	Deck Management						Deck Operational					
	No. of Examinees (First-Timer)	No. of Passers (First-Timer)	% of Passers (First-Timer)	No. of Examinees (Resit)	No. of Passers (Resit)	% of Passers (Resit)	No. of Examinees (First-Timer)	No. of Passers (First-Timer)	% of Passers (First-Timer)	No. of Examinees (Resit)	No. of Passers (Resit)	% of Passers (Resit)
Dec. 2019	-	-	-	-	-	-	-	-	-	-	-	-
2020	2	2	100.00%	-	-	-	6	6	100.00%	-	-	-
2021	11	9	81.82%	1	1	100.00%	41	34	82.93%	5	4	80.00%
2022	18	7	38.89%	5	1	20.00%	33	21	63.64%	10	8	80.00%
<b>Total</b>	<b>31</b>	<b>18</b>	<b>58.06%</b>	<b>6</b>	<b>2</b>	<b>33.33%</b>	<b>80</b>	<b>61</b>	<b>76.25%</b>	<b>15</b>	<b>12</b>	<b>80.00%</b>
MATS COLLEGE OF TECHNOLOGY												
Year	Deck Management						Deck Operational					
	No. of Examinees (First-Timer)	No. of Passers (First-Timer)	% of Passers (First-Timer)	No. of Examinees (Resit)	No. of Passers (Resit)	% of Passers (Resit)	No. of Examinees (First-Timer)	No. of Passers (First-Timer)	% of Passers (First-Timer)	No. of Examinees (Resit)	No. of Passers (Resit)	% of Passers (Resit)
Dec. 2019	-	-	-	-	-	-	-	-	-	-	-	-
2020	3	3	100.00%	-	-	-	1	0	0.00%	1	1	100.00%
2021	8	7	87.50%	-	-	-	17	12	70.59%	3	2	66.67%
2022	10	5	50.00%	6	1	16.67%	21	10	47.62%	4	4	100.00%
<b>Total</b>	<b>21</b>	<b>15</b>	<b>71.43%</b>	<b>6</b>	<b>1</b>	<b>16.67%</b>	<b>39</b>	<b>22</b>	<b>56.41%</b>	<b>8</b>	<b>7</b>	<b>87.50%</b>

**REGION XII - SOCCSKSARGEN**

**MINDANAO POLYTECHNIC COLLEGE**

Year	Deck Management						Deck Operational					
	No. of Examinees (First-Timer)	No. of Passers (First-Timer)	% of Passers (First-Timer)	No. of Examinees (Resit)	No. of Passers (Resit)	% of Passers (Resit)	No. of Examinees (First-Timer)	No. of Passers (First-Timer)	% of Passers (First-Timer)	No. of Examinees (Resit)	No. of Passers (Resit)	% of Passers (Resit)
Dec. 2019	-	-	-	-	-	-	-	-	-	-	-	-
2020	3	3	100.00%	-	-	-	6	5	83.33%	-	-	-
2021	22	19	86.36%	-	-	-	51	27	52.94%	14	10	71.43%
2022	52	21	40.38%	25	19	76.00%	57	27	24.00%	24	17	70.83%
<b>Total</b>	<b>77</b>	<b>43</b>	<b>55.84%</b>	<b>25</b>	<b>19</b>	<b>76.00%</b>	<b>114</b>	<b>59</b>	<b>51.75%</b>	<b>38</b>	<b>27</b>	<b>71.05%</b>

**REGENCY POLYTECHNIC COLLEGE**

Year	Deck Management						Deck Operational					
	No. of Examinees (First-Timer)	No. of Passers (First-Timer)	% of Passers (First-Timer)	No. of Examinees (Resit)	No. of Passers (Resit)	% of Passers (Resit)	No. of Examinees (First-Timer)	No. of Passers (First-Timer)	% of Passers (First-Timer)	No. of Examinees (Resit)	No. of Passers (Resit)	% of Passers (Resit)
Dec. 2019	-	-	-	-	-	-	-	-	-	-	-	-
2020	-	-	-	-	-	-	3	2	66.67%	-	-	-
2021	-	-	-	-	-	-	10	8	80.00%	2	1	50.00%
2022	5	4	80.00%	1	1	100.00%	14	3	21.43%	11	9	81.82%
<b>Total</b>	<b>5</b>	<b>4</b>	<b>80.00%</b>	<b>1</b>	<b>1</b>	<b>100.00%</b>	<b>27</b>	<b>13</b>	<b>48.15%</b>	<b>13</b>	<b>10</b>	<b>76.92%</b>

**REGION XIII - CARAGA**

**COLEGIO DE CARAGA, INC. (FOR. AGUSAN INSTITUTE OF TECHNOLOGY)**

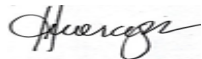
Year	Deck Management						Deck Operational					
	No. of Examinees (First-Timer)	No. of Passers (First-Timer)	% of Passers (First-Timer)	No. of Examinees (Resit)	No. of Passers (Resit)	% of Passers (Resit)	No. of Examinees (First-Timer)	No. of Passers (First-Timer)	% of Passers (First-Timer)	No. of Examinees (Resit)	No. of Passers (Resit)	% of Passers (Resit)
Dec. 2019	-	-	-	-	-	-	-	-	-	-	-	-
2020	-	-	-	-	-	-	-	-	-	-	-	-
2021	-	-	-	-	-	-	2	0	0.00%	2	1	50.00%
2022	-	-	-	-	-	-	1	1	100.00%	-	-	-
<b>Total</b>	-	-	-	-	-	-	<b>3</b>	<b>1</b>	<b>33.33%</b>	<b>2</b>	<b>1</b>	<b>50.00%</b>

**ST. JOSEPH INSTITUTE OF TECHNOLOGY**

Year	Deck Management						Deck Operational					
	No. of Examinees (First-Timer)	No. of Passers (First-Timer)	% of Passers (First-Timer)	No. of Examinees (Resit)	No. of Passers (Resit)	% of Passers (Resit)	No. of Examinees (First-Timer)	No. of Passers (First-Timer)	% of Passers (First-Timer)	No. of Examinees (Resit)	No. of Passers (Resit)	% of Passers (Resit)
Dec. 2019	-	-	-	-	-	-	-	-	-	-	-	-
2020	2	1	50.00%	-	-	-	11	11	100.00%	-	-	-
2021	13	12	92.31%	3	1	33.33%	34	21	61.76%	7	3	42.86%
2022	18	9	50.00%	5	3	60.00%	35	14	40.00%	20	15	75.00%
<b>Total</b>	<b>33</b>	<b>22</b>	<b>66.67%</b>	<b>8</b>	<b>4</b>	<b>50.00%</b>	<b>80</b>	<b>46</b>	<b>57.50%</b>	<b>27</b>	<b>18</b>	<b>66.67%</b>

SURIGAO EDUCATION CENTER												
Year	Deck Management						Deck Operational					
	No. of Examinees (First-Timer)	No. of Passers (First-Timer)	% of Passers (First-Timer)	No. of Examinees (Resit)	No. of Passers (Resit)	% of Passers (Resit)	No. of Examinees (First-Timer)	No. of Passers (First-Timer)	% of Passers (First-Timer)	No. of Examinees (Resit)	No. of Passers (Resit)	% of Passers (Resit)
Dec. 2019	-	-	-	-	-	-	-	-	-	-	-	-
2020	-	-	-	-	-	-	4	3	75.00%	1	1	100.00%
2021	7	6	85.71%	-	-	-	20	15	75.00%	2	2	100.00%
2022	6	3	50.00%	5	2	40.00%	16	10	62.50%	4	3	75.00%
<b>Total</b>	<b>13</b>	<b>9</b>	<b>69.23%</b>	<b>5</b>	<b>2</b>	<b>40.00%</b>	<b>40</b>	<b>28</b>	<b>70.00%</b>	<b>7</b>	<b>6</b>	<b>85.71%</b>

Prepared by:



**Hariette Allyson A. Moraga**

MIDS I, Examination and Assessment Division  
31-May-2023

Reviewed by:



**Michael G. Retizo**

MIDS II, Examination and Assessment Division  
31-May-2023

Noted by:



**Josephine O. Castillo**

Chief MIDS, Examination and Assessment Division  
31-May-2023

**STATISTICAL PASSERS OF THE THEORETICAL EXAMINATION FOR MARINE ENGINE OFFICERS UNDER THE  
MARINA COMPETENCY ASSESSMENT SYSTEM (MCAS)**

NATIONAL CAPITAL REGION (NCR)												
ASIAN INSTITUTE OF MARITIME STUDIES												
Year	Engine Management						Engine Operational					
	No. of Examinees (First-Timer)	No. of Passers (First-Timer)	% of Passers (First-Timer)	No. of Examinees (Resit)	No. of Passers (Resit)	% of Passers (Resit)	No. of Examinees (First-Timer)	No. of Passers (First-Timer)	% of Passers (First-Timer)	No. of Examinees (Resit)	No. of Passers (Resit)	% of Passers (Resit)
Dec. 2019	-	-	-	-	-	-	-	-	-	-	-	-
2020	8	3	37.50%	1	1	100.00%	29	19	65.52%	11	9	81.82%
2021	50	16	32.00%	35	26	74.29%	50	22	44.00%	19	13	68.42%
2022	77	48	62.34%	26	22	84.62%	83	49	59.04%	34	26	76.47%
<b>Total</b>	<b>135</b>	<b>67</b>	<b>49.63%</b>	<b>62</b>	<b>49</b>	<b>79.03%</b>	<b>162</b>	<b>90</b>	<b>55.56%</b>	<b>64</b>	<b>48</b>	<b>75.00%</b>
DR. CARLOS S. LANTING COLLEGE												
Year	Engine Management						Engine Operational					
	No. of Examinees (First-Timer)	No. of Passers (First-Timer)	% of Passers (First-Timer)	No. of Examinees (Resit)	No. of Passers (Resit)	% of Passers (Resit)	No. of Examinees (First-Timer)	No. of Passers (First-Timer)	% of Passers (First-Timer)	No. of Examinees (Resit)	No. of Passers (Resit)	% of Passers (Resit)
Dec. 2019	-	-	-	-	-	-	-	-	-	-	-	-
2020	-	-	-	-	-	-	2	1	50.00%	1	1	100.00%
2021	2	2	100.00%	-	-	-	10	4	40.00%	-	-	-
2022	8	5	62.50%	1	1	100.00%	8	4	50.00%	9	4	44.44%
<b>Total</b>	<b>10</b>	<b>7</b>	<b>70.00%</b>	<b>1</b>	<b>1</b>	<b>100.00%</b>	<b>20</b>	<b>9</b>	<b>45.00%</b>	<b>10</b>	<b>5</b>	<b>50.00%</b>

FEATI UNIVERSITY												
Year	Engine Management						Engine Operational					
	No. of Examinees (First-Timer)	No. of Passers (First-Timer)	% of Passers (First-Timer)	No. of Examinees (Resit)	No. of Passers (Resit)	% of Passers (Resit)	No. of Examinees (First-Timer)	No. of Passers (First-Timer)	% of Passers (First-Timer)	No. of Examinees (Resit)	No. of Passers (Resit)	% of Passers (Resit)
Dec. 2019	-	-	-	-	-	-	-	-	-	-	-	-
2020	1	0	0.00%	1	1	100.00%	4	0	0.00%	3	3	100.00%
2021	11	5	45.45%	4	3	75.00%	3	3	100.00%	-	-	-
2022	8	1	12.50%	6	6	100.00%	5	4	80.00%	1	1	100.00%
<b>Total</b>	<b>20</b>	<b>6</b>	<b>30.00%</b>	<b>11</b>	<b>10</b>	<b>90.91%</b>	<b>12</b>	<b>7</b>	<b>58.33%</b>	<b>4</b>	<b>4</b>	<b>100.00%</b>
NAMEI POLYTECHNIC INSTITUTE												
Year	Engine Management						Engine Operational					
	No. of Examinees (First-Timer)	No. of Passers (First-Timer)	% of Passers (First-Timer)	No. of Examinees (Resit)	No. of Passers (Resit)	% of Passers (Resit)	No. of Examinees (First-Timer)	No. of Passers (First-Timer)	% of Passers (First-Timer)	No. of Examinees (Resit)	No. of Passers (Resit)	% of Passers (Resit)
Dec. 2019	-	-	-	-	-	-	-	-	-	-	-	-
2020	2	1	50.00%	-	-	-	1	0	0.00%	-	-	-
2021	3	0	0.00%	2	1	50.00%	6	2	33.33%	1	0	0.00%
2022	5	3	60.00%	1	1	100.00%	17	12	70.59%	5	4	80.00%
<b>Total</b>	<b>10</b>	<b>4</b>	<b>40.00%</b>	<b>3</b>	<b>2</b>	<b>66.67%</b>	<b>24</b>	<b>14</b>	<b>58.33%</b>	<b>6</b>	<b>4</b>	<b>66.67%</b>



OUR LADY OF FATIMA UNIVERSITY												
Year	Engine Management						Engine Operational					
	No. of Examinees (First-Timer)	No. of Passers (First-Timer)	% of Passers (First-Timer)	No. of Examinees (Resit)	No. of Passers (Resit)	% of Passers (Resit)	No. of Examinees (First-Timer)	No. of Passers (First-Timer)	% of Passers (First-Timer)	No. of Examinees (Resit)	No. of Passers (Resit)	% of Passers (Resit)
Dec. 2019	-	-	-	-	-	-	-	-	-	-	-	-
2020	1	1	100.00%	-	-	-	13	9	69.23%	1	1	100.00%
2021	9	5	55.56%	4	3	75.00%	44	25	56.82%	12	7	58.33%
2022	11	7	63.64%	4	4	100.00%	50	26	52.00%	23	16	69.57%
<b>Total</b>	<b>21</b>	<b>13</b>	<b>61.90%</b>	<b>8</b>	<b>7</b>	<b>87.50%</b>	<b>107</b>	<b>60</b>	<b>56.07%</b>	<b>36</b>	<b>24</b>	<b>66.67%</b>
PHILIPPINE MERCHANT MARINE SCHOOL - LAS PIÑAS												
Year	Engine Management						Engine Operational					
	No. of Examinees (First-Timer)	No. of Passers (First-Timer)	% of Passers (First-Timer)	No. of Examinees (Resit)	No. of Passers (Resit)	% of Passers (Resit)	No. of Examinees (First-Timer)	No. of Passers (First-Timer)	% of Passers (First-Timer)	No. of Examinees (Resit)	No. of Passers (Resit)	% of Passers (Resit)
Dec. 2019	-	-	-	-	-	-	-	-	-	-	-	-
2020	9	4	44.44%	1	0	0.00%	16	10	62.50%	7	3	42.86%
2021	45	16	35.56%	17	16	94.12%	44	24	54.55%	13	7	53.85%
2022	75	34	45.33%	41	27	65.85%	79	44	55.70%	37	23	62.16%
<b>Total</b>	<b>129</b>	<b>54</b>	<b>41.86%</b>	<b>59</b>	<b>43</b>	<b>72.88%</b>	<b>139</b>	<b>78</b>	<b>56.12%</b>	<b>57</b>	<b>33</b>	<b>57.89%</b>

PHILIPPINE MERCHANT MARINE SCHOOL - MANILA												
Year	Engine Management						Engine Operational					
	No. of Examinees (First-Timer)	No. of Passers (First-Timer)	% of Passers (First-Timer)	No. of Examinees (Resit)	No. of Passers (Resit)	% of Passers (Resit)	No. of Examinees (First-Timer)	No. of Passers (First-Timer)	% of Passers (First-Timer)	No. of Examinees (Resit)	No. of Passers (Resit)	% of Passers (Resit)
Dec. 2019	-	-	-	-	-	-	-	-	-	-	-	-
2020	2	1	50.00%	-	-	-	-	-	-	-	-	-
2021	7	1	14.29%	3	1	33.33%	-	-	-	-	-	-
2022	10	5	50.00%	9	6	66.67%	-	-	-	-	-	-
<b>Total</b>	<b>19</b>	<b>7</b>	<b>36.84%</b>	<b>12</b>	<b>7</b>	<b>58.33%</b>	<b>-</b>	<b>-</b>	<b>-</b>	<b>-</b>	<b>-</b>	<b>-</b>
PMI COLLEGES - QUEZON CITY												
Year	Engine Management						Engine Operational					
	No. of Examinees (First-Timer)	No. of Passers (First-Timer)	% of Passers (First-Timer)	No. of Examinees (Resit)	No. of Passers (Resit)	% of Passers (Resit)	No. of Examinees (First-Timer)	No. of Passers (First-Timer)	% of Passers (First-Timer)	No. of Examinees (Resit)	No. of Passers (Resit)	% of Passers (Resit)
Dec. 2019	-	-	-	-	-	-	-	-	-	-	-	-
2020	16	5	31.25%	7	5	71.43%	10	4	40.00%	1	1	100.00%
2021	102	28	27.45%	39	18	46.15%	25	8	32.00%	17	12	70.59%
2022	150	57	38.00%	106	61	57.55%	50	20	40.00%	21	14	66.67%
<b>Total</b>	<b>268</b>	<b>90</b>	<b>33.58%</b>	<b>152</b>	<b>84</b>	<b>55.26%</b>	<b>85</b>	<b>32</b>	<b>37.65%</b>	<b>39</b>	<b>27</b>	<b>69.23%</b>

TECHNOLOGICAL INSTITUTE OF THE PHILIPPINES, MANILA												
Year	Engine Management						Engine Operational					
	No. of Examinees (First-Timer)	No. of Passers (First-Timer)	% of Passers (First-Timer)	No. of Examinees (Resit)	No. of Passers (Resit)	% of Passers (Resit)	No. of Examinees (First-Timer)	No. of Passers (First-Timer)	% of Passers (First-Timer)	No. of Examinees (Resit)	No. of Passers (Resit)	% of Passers (Resit)
Dec. 2019	-	-	-	-	-	-	-	-	-	-	-	-
2020	5	3	60.00%	1	1	100.00%	9	6	66.67%	4	3	75.00%
2021	41	12	29.27%	18	11	61.11%	19	9	47.37%	9	7	77.78%
2022	45	17	37.78%	30	19	63.33%	28	19	67.86%	10	5	50.00%
<b>Total</b>	<b>91</b>	<b>32</b>	<b>35.16%</b>	<b>49</b>	<b>31</b>	<b>63.27%</b>	<b>56</b>	<b>34</b>	<b>60.71%</b>	<b>23</b>	<b>15</b>	<b>65.22%</b>
TECHNOLOGICAL INSTITUTE OF THE PHILIPPINES, QUEZON CITY												
Year	Engine Management						Engine Operational					
	No. of Examinees (First-Timer)	No. of Passers (First-Timer)	% of Passers (First-Timer)	No. of Examinees (Resit)	No. of Passers (Resit)	% of Passers (Resit)	No. of Examinees (First-Timer)	No. of Passers (First-Timer)	% of Passers (First-Timer)	No. of Examinees (Resit)	No. of Passers (Resit)	% of Passers (Resit)
Dec. 2019	-	-	-	-	-	-	1	1	100.00%	-	-	-
2020	3	2	66.67%	1	1	100.00%	14	11	78.57%	2	2	100.00%
2021	37	7	18.92%	10	10	100.00%	51	35	68.63%	12	8	66.67%
2022	50	30	60.00%	25	21	84.00%	43	33	76.74%	20	13	65.00%
<b>Total</b>	<b>90</b>	<b>39</b>	<b>43.33%</b>	<b>36</b>	<b>32</b>	<b>88.89%</b>	<b>109</b>	<b>80</b>	<b>73.39%</b>	<b>34</b>	<b>23</b>	<b>67.65%</b>

UNIVERSITY OF PERPETUAL HELP SYSTEM DALTA												
Year	Engine Management						Engine Operational					
	No. of Examinees (First-Timer)	No. of Passers (First-Timer)	% of Passers (First-Timer)	No. of Examinees (Resit)	No. of Passers (Resit)	% of Passers (Resit)	No. of Examinees (First-Timer)	No. of Passers (First-Timer)	% of Passers (First-Timer)	No. of Examinees (Resit)	No. of Passers (Resit)	% of Passers (Resit)
Dec. 2019	-	-	-	-	-	-	-	-	-	-	-	-
2020	2	2	100.00%	-	-	-	13	6	46.15%	6	4	66.67%
2021	10	3	30.00%	5	2	40.00%	17	5	29.41%	10	9	90.00%
2022	8	2	25.00%	4	3	75.00%	32	20	62.50%	14	9	64.29%
<b>Total</b>	<b>20</b>	<b>7</b>	<b>35.00%</b>	<b>9</b>	<b>5</b>	<b>55.56%</b>	<b>62</b>	<b>31</b>	<b>50.00%</b>	<b>30</b>	<b>22</b>	<b>73.33%</b>
WESTBAY COLLEGE												
Year	Engine Management						Engine Operational					
	No. of Examinees (First-Timer)	No. of Passers (First-Timer)	% of Passers (First-Timer)	No. of Examinees (Resit)	No. of Passers (Resit)	% of Passers (Resit)	No. of Examinees (First-Timer)	No. of Passers (First-Timer)	% of Passers (First-Timer)	No. of Examinees (Resit)	No. of Passers (Resit)	% of Passers (Resit)
Dec. 2019	-	-	-	-	-	-	-	-	-	-	-	-
2020	1	1	100.00%	-	-	-	6	3	50.00%	2	2	100.00%
2021	3	3	100.00%	-	-	-	12	7	58.33%	2	0	0.00%
2022	13	8	61.54%	1	1	100.00%	20	12	60.00%	7	5	71.43%
<b>Total</b>	<b>17</b>	<b>12</b>	<b>70.59%</b>	<b>1</b>	<b>1</b>	<b>100.00%</b>	<b>38</b>	<b>22</b>	<b>57.89%</b>	<b>11</b>	<b>7</b>	<b>63.64%</b>

**REGION I - ILOCOS**

**LYCEUM-NORTHWESTERN UNIVERSITY**

Year	Engine Management						Engine Operational					
	No. of Examinees (First-Timer)	No. of Passers (First-Timer)	% of Passers (First-Timer)	No. of Examinees (Resit)	No. of Passers (Resit)	% of Passers (Resit)	No. of Examinees (First-Timer)	No. of Passers (First-Timer)	% of Passers (First-Timer)	No. of Examinees (Resit)	No. of Passers (Resit)	% of Passers (Resit)
Dec. 2019	-	-	-	-	-	-	-	-	-	-	-	-
2020	-	-	-	-	-	-	1	1	100.00%	-	-	-
2021	-	-	-	-	-	-	1	0	0.00%	1	0	0.00%
2022	2	1	50.00%	-	-	-	5	2	40.00%	2	2	100.00%
<b>Total</b>	<b>2</b>	<b>1</b>	<b>50.00%</b>	<b>-</b>	<b>-</b>	<b>-</b>	<b>7</b>	<b>3</b>	<b>42.86%</b>	<b>3</b>	<b>2</b>	<b>66.67%</b>

**NORTHERN PHILIPPINES COLLEGE FOR MARITIME, SCIENCE AND TECHNOLOGY, INC.**

Year	Engine Management						Engine Operational					
	No. of Examinees (First-Timer)	No. of Passers (First-Timer)	% of Passers (First-Timer)	No. of Examinees (Resit)	No. of Passers (Resit)	% of Passers (Resit)	No. of Examinees (First-Timer)	No. of Passers (First-Timer)	% of Passers (First-Timer)	No. of Examinees (Resit)	No. of Passers (Resit)	% of Passers (Resit)
Dec. 2019	-	-	-	-	-	-	-	-	-	-	-	-
2020	3	2	66.67%	-	-	-	6	5	83.33%	1	0	0.00%
2021	13	6	46.15%	4	3	75.00%	30	11	36.67%	6	3	50.00%
2022	40	27	67.50%	11	10	90.91%	44	31	70.45%	23	15	65.22%
<b>Total</b>	<b>56</b>	<b>35</b>	<b>62.50%</b>	<b>15</b>	<b>13</b>	<b>86.67%</b>	<b>80</b>	<b>47</b>	<b>58.75%</b>	<b>30</b>	<b>18</b>	<b>60.00%</b>

NORTHWESTERN UNIVERSITY												
Year	Engine Management						Engine Operational					
	No. of Examinees (First-Timer)	No. of Passers (First-Timer)	% of Passers (First-Timer)	No. of Examinees (Resit)	No. of Passers (Resit)	% of Passers (Resit)	No. of Examinees (First-Timer)	No. of Passers (First-Timer)	% of Passers (First-Timer)	No. of Examinees (Resit)	No. of Passers (Resit)	% of Passers (Resit)
Dec. 2019	-	-	-	-	-	-	-	-	-	-	-	-
2020	2	1	50.00%	-	-	-	2	1	50.00%	-	-	-
2021	9	4	44.44%	3	3	100.00%	9	6	66.67%	-	-	-
2022	8	4	50.00%	5	4	80.00%	18	16	88.89%	4	2	50.00%
<b>Total</b>	<b>19</b>	<b>9</b>	<b>47.37%</b>	<b>8</b>	<b>7</b>	<b>87.50%</b>	<b>29</b>	<b>23</b>	<b>79.31%</b>	<b>4</b>	<b>2</b>	<b>50.00%</b>
PANGASINAN MERCHANT MARINE ACADEMY												
Year	Engine Management						Engine Operational					
	No. of Examinees (First-Timer)	No. of Passers (First-Timer)	% of Passers (First-Timer)	No. of Examinees (Resit)	No. of Passers (Resit)	% of Passers (Resit)	No. of Examinees (First-Timer)	No. of Passers (First-Timer)	% of Passers (First-Timer)	No. of Examinees (Resit)	No. of Passers (Resit)	% of Passers (Resit)
Dec. 2019	-	-	-	-	-	-	-	-	-	-	-	-
2020	9	4	44.44%	3	1	33.33%	13	7	53.85%	3	2	66.67%
2021	29	9	31.03%	19	9	47.37%	45	18	40.00%	25	17	68.00%
2022	44	18	40.91%	21	16	76.19%	72	49	68.06%	20	16	80.00%
<b>Total</b>	<b>82</b>	<b>31</b>	<b>37.80%</b>	<b>43</b>	<b>26</b>	<b>60.47%</b>	<b>130</b>	<b>74</b>	<b>56.92%</b>	<b>48</b>	<b>35</b>	<b>72.92%</b>

PHILIPPINE COLLEGE OF SCIENCE AND TECHNOLOGY												
Year	Engine Management						Engine Operational					
	No. of Examinees (First-Timer)	No. of Passers (First-Timer)	% of Passers (First-Timer)	No. of Examinees (Resit)	No. of Passers (Resit)	% of Passers (Resit)	No. of Examinees (First-Timer)	No. of Passers (First-Timer)	% of Passers (First-Timer)	No. of Examinees (Resit)	No. of Passers (Resit)	% of Passers (Resit)
Dec. 2019	-	-	-	-	-	-	-	-	-	-	-	-
2020	1	1	100.00%	-	-	-	1	0	0.00%	1	1	100.00%
2021	2	0	0.00%	1	1	100.00%	6	4	66.67%	-	-	-
2022	2	1	50.00%	3	2	66.67%	8	4	50.00%	6	3	50.00%
<b>Total</b>	<b>5</b>	<b>2</b>	<b>40.00%</b>	<b>4</b>	<b>3</b>	<b>75.00%</b>	<b>15</b>	<b>8</b>	<b>53.33%</b>	<b>7</b>	<b>4</b>	<b>57.14%</b>
PIMSAT COLLEGES												
Year	Engine Management						Engine Operational					
	No. of Examinees (First-Timer)	No. of Passers (First-Timer)	% of Passers (First-Timer)	No. of Examinees (Resit)	No. of Passers (Resit)	% of Passers (Resit)	No. of Examinees (First-Timer)	No. of Passers (First-Timer)	% of Passers (First-Timer)	No. of Examinees (Resit)	No. of Passers (Resit)	% of Passers (Resit)
Dec. 2019	-	-	-	-	-	-	-	-	-	-	-	-
2020	3	1	33.33%	1	1	100.00%	3	3	100.00%	-	-	-
2021	6	2	33.33%	3	2	66.67%	11	6	54.55%	4	3	75.00%
2022	13	10	76.92%	3	2	66.67%	17	10	58.82%	6	3	50.00%
<b>Total</b>	<b>22</b>	<b>13</b>	<b>59.09%</b>	<b>7</b>	<b>5</b>	<b>71.43%</b>	<b>31</b>	<b>19</b>	<b>61.29%</b>	<b>10</b>	<b>6</b>	<b>60.00%</b>

**REGION II - CAGAYAN VALLEY**

**ISABELA COLLEGE OF ARTS AND TECHNOLOGY**

Year	Engine Management						Engine Operational					
	No. of Examinees (First-Timer)	No. of Passers (First-Timer)	% of Passers (First-Timer)	No. of Examinees (Resit)	No. of Passers (Resit)	% of Passers (Resit)	No. of Examinees (First-Timer)	No. of Passers (First-Timer)	% of Passers (First-Timer)	No. of Examinees (Resit)	No. of Passers (Resit)	% of Passers (Resit)
Dec. 2019	-	-	-	-	-	-	-	-	-	-	-	-
2020	3	1	33.33%	2	2	100.00%	-	-	-	-	-	-
2021	2	0	0.00%	-	-	-	10	6	60.00%	4	3	75.00%
2022	4	3	75.00%	1	1	100.00%	20	12	60.00%	4	4	100.00%
<b>Total</b>	<b>9</b>	<b>4</b>	<b>44.44%</b>	<b>3</b>	<b>3</b>	<b>100.00%</b>	<b>30</b>	<b>18</b>	<b>60.00%</b>	<b>8</b>	<b>7</b>	<b>87.50%</b>

**UNIVERSITY OF CAGAYAN VALLEY**

Year	Engine Management						Engine Operational					
	No. of Examinees (First-Timer)	No. of Passers (First-Timer)	% of Passers (First-Timer)	No. of Examinees (Resit)	No. of Passers (Resit)	% of Passers (Resit)	No. of Examinees (First-Timer)	No. of Passers (First-Timer)	% of Passers (First-Timer)	No. of Examinees (Resit)	No. of Passers (Resit)	% of Passers (Resit)
Dec. 2019	-	-	-	-	-	-	-	-	-	-	-	-
2020	2	0	0.00%	2	0	0.00%	-	-	-	-	-	-
2021	12	3	25.00%	9	1	11.11%	23	9	39.13%	13	8	61.54%
2022	19	10	52.63%	17	10	58.82%	51	26	50.98%	25	17	68.00%
<b>Total</b>	<b>33</b>	<b>13</b>	<b>39.39%</b>	<b>28</b>	<b>11</b>	<b>39.29%</b>	<b>74</b>	<b>35</b>	<b>47.30%</b>	<b>38</b>	<b>25</b>	<b>65.79%</b>



**REGION III - CENTRAL LUZON**

**BALIWAG MARITIME ACADEMY**

Year	Engine Management						Engine Operational					
	No. of Examinees (First-Timer)	No. of Passers (First-Timer)	% of Passers (First-Timer)	No. of Examinees (Resit)	No. of Passers (Resit)	% of Passers (Resit)	No. of Examinees (First-Timer)	No. of Passers (First-Timer)	% of Passers (First-Timer)	No. of Examinees (Resit)	No. of Passers (Resit)	% of Passers (Resit)
Dec. 2019	-	-	-	-	-	-	-	-	-	-	-	-
2020	7	5	71.43%	1	1	100.00%	7	6	85.71%	1	1	100.00%
2021	19	10	52.63%	8	7	87.50%	32	23	71.88%	6	5	83.33%
2022	20	12	60.00%	9	8	88.89%	52	36	69.23%	19	14	73.68%
<b>Total</b>	<b>46</b>	<b>27</b>	<b>58.70%</b>	<b>18</b>	<b>16</b>	<b>88.89%</b>	<b>91</b>	<b>65</b>	<b>71.43%</b>	<b>26</b>	<b>20</b>	<b>76.92%</b>

**CENTRAL LUZON COLLEGE OF SCIENCE AND TECHNOLOGY - OLONGAPO CITY**

Year	Engine Management						Engine Operational					
	No. of Examinees (First-Timer)	No. of Passers (First-Timer)	% of Passers (First-Timer)	No. of Examinees (Resit)	No. of Passers (Resit)	% of Passers (Resit)	No. of Examinees (First-Timer)	No. of Passers (First-Timer)	% of Passers (First-Timer)	No. of Examinees (Resit)	No. of Passers (Resit)	% of Passers (Resit)
Dec. 2019	-	-	-	-	-	-	-	-	-	-	-	-
2020	-	-	-	-	-	-	1	1	100.00%	-	-	-
2021	10	4	40.00%	5	2	40.00%	9	5	55.56%	4	3	75.00%
2022	13	6	46.15%	9	7	77.78%	24	16	66.67%	7	5	71.43%
<b>Total</b>	<b>23</b>	<b>10</b>	<b>43.48%</b>	<b>14</b>	<b>9</b>	<b>64.29%</b>	<b>34</b>	<b>22</b>	<b>64.71%</b>	<b>11</b>	<b>8</b>	<b>72.73%</b>

DR. YANGA'S COLLEGE INC.												
Year	Engine Management						Engine Operational					
	No. of Examinees (First-Timer)	No. of Passers (First-Timer)	% of Passers (First-Timer)	No. of Examinees (Resit)	No. of Passers (Resit)	% of Passers (Resit)	No. of Examinees (First-Timer)	No. of Passers (First-Timer)	% of Passers (First-Timer)	No. of Examinees (Resit)	No. of Passers (Resit)	% of Passers (Resit)
Dec. 2019	-	-	-	-	-	-	-	-	-	-	-	-
2020	-	-	-	-	-	-	6	4	66.67%	1	0	0.00%
2021	5	4	80.00%	-	-	-	10	5	50.00%	4	3	75.00%
2022	4	3	75.00%	2	2	100.00%	26	16	61.54%	9	8	88.89%
<b>Total</b>	<b>9</b>	<b>7</b>	<b>77.78%</b>	<b>2</b>	<b>2</b>	<b>100.00%</b>	<b>42</b>	<b>25</b>	<b>59.52%</b>	<b>14</b>	<b>11</b>	<b>78.57%</b>
MARITIME ACADEMY OF ASIA AND THE PACIFIC												
Year	Engine Management						Engine Operational					
	No. of Examinees (First-Timer)	No. of Passers (First-Timer)	% of Passers (First-Timer)	No. of Examinees (Resit)	No. of Passers (Resit)	% of Passers (Resit)	No. of Examinees (First-Timer)	No. of Passers (First-Timer)	% of Passers (First-Timer)	No. of Examinees (Resit)	No. of Passers (Resit)	% of Passers (Resit)
Dec. 2019	2	2	100.00%	-	-	-	1	1	100.00%	-	-	-
2020	19	11	57.89%	4	3	75.00%	46	30	65.22%	10	9	90.00%
2021	143	89	62.24%	43	35	81.40%	211	136	64.45%	73	57	78.08%
2022	152	91	59.87%	63	54	85.71%	170	118	69.41%	64	48	75.00%
<b>Total</b>	<b>316</b>	<b>193</b>	<b>61.08%</b>	<b>110</b>	<b>92</b>	<b>83.64%</b>	<b>428</b>	<b>285</b>	<b>66.59%</b>	<b>147</b>	<b>114</b>	<b>77.55%</b>

MIDWAY MARITIME FOUNDATION, INC.												
Year	Engine Management						Engine Operational					
	No. of Examinees (First-Timer)	No. of Passers (First-Timer)	% of Passers (First-Timer)	No. of Examinees (Resit)	No. of Passers (Resit)	% of Passers (Resit)	No. of Examinees (First-Timer)	No. of Passers (First-Timer)	% of Passers (First-Timer)	No. of Examinees (Resit)	No. of Passers (Resit)	% of Passers (Resit)
Dec. 2019	-	-	-	-	-	-	-	-	-	-	-	-
2020	3	2	66.67%	-	-	-	8	5	62.50%	2	2	100.00%
2021	19	10	52.63%	4	2	50.00%	15	9	60.00%	5	5	100.00%
2022	25	11	44.00%	17	11	64.71%	32	19	59.38%	12	8	66.67%
<b>Total</b>	<b>47</b>	<b>23</b>	<b>48.94%</b>	<b>21</b>	<b>13</b>	<b>61.90%</b>	<b>55</b>	<b>33</b>	<b>60.00%</b>	<b>19</b>	<b>15</b>	<b>78.95%</b>
PHILIPPINE MERCHANT MARINE ACADEMY												
Year	Engine Management						Engine Operational					
	No. of Examinees (First-Timer)	No. of Passers (First-Timer)	% of Passers (First-Timer)	No. of Examinees (Resit)	No. of Passers (Resit)	% of Passers (Resit)	No. of Examinees (First-Timer)	No. of Passers (First-Timer)	% of Passers (First-Timer)	No. of Examinees (Resit)	No. of Passers (Resit)	% of Passers (Resit)
Dec. 2019	-	-	-	-	-	-	-	-	-	-	-	-
2020	14	9	64.29%	1	1	100.00%	52	39	75.00%	3	3	100.00%
2021	111	62	55.86%	35	25	71.43%	62	33	53.23%	32	23	71.88%
2022	111	62	55.86%	66	48	72.73%	72	40	55.56%	41	24	58.54%
<b>Total</b>	<b>236</b>	<b>133</b>	<b>56.36%</b>	<b>102</b>	<b>74</b>	<b>72.55%</b>	<b>186</b>	<b>112</b>	<b>60.22%</b>	<b>76</b>	<b>50</b>	<b>65.79%</b>

**REGION IV A - CALABARZON**

**LYCEUM OF THE PHILIPPINES UNIVERSITY - BATANGAS CAMPUS**

Year	Engine Management						Engine Operational					
	No. of Examinees (First-Timer)	No. of Passers (First-Timer)	% of Passers (First-Timer)	No. of Examinees (Resit)	No. of Passers (Resit)	% of Passers (Resit)	No. of Examinees (First-Timer)	No. of Passers (First-Timer)	% of Passers (First-Timer)	No. of Examinees (Resit)	No. of Passers (Resit)	% of Passers (Resit)
Dec. 2019	-	-	-	-	-	-	-	-	-	-	-	-
2020	4	2	50.00%	-	-	-	24	15	62.50%	9	8	88.89%
2021	25	4	16.00%	14	10	71.43%	29	16	55.17%	14	9	64.29%
2022	<b>38</b>	<b>17</b>	44.74%	<b>26</b>	<b>17</b>	65.38%	<b>32</b>	<b>22</b>	68.75%	<b>14</b>	<b>10</b>	71.43%
<b>Total</b>	<b>67</b>	<b>23</b>	34.33%	<b>40</b>	<b>27</b>	67.50%	<b>85</b>	<b>53</b>	62.35%	<b>37</b>	<b>27</b>	72.97%

**MALAYAN COLLEGES LAGUNA**

Year	Engine Management						Engine Operational					
	No. of Examinees (First-Timer)	No. of Passers (First-Timer)	% of Passers (First-Timer)	No. of Examinees (Resit)	No. of Passers (Resit)	% of Passers (Resit)	No. of Examinees (First-Timer)	No. of Passers (First-Timer)	% of Passers (First-Timer)	No. of Examinees (Resit)	No. of Passers (Resit)	% of Passers (Resit)
Dec. 2019	-	-	-	-	-	-	-	-	-	-	-	-
2020	1	1	100.00%	-	-	-	6	4	66.67%	-	-	-
2021	5	2	40.00%	3	1	33.33%	16	12	75.00%	7	4	57.14%
2022	<b>26</b>	<b>19</b>	73.08%	<b>7</b>	<b>6</b>	85.71%	<b>10</b>	<b>6</b>	60.00%	<b>3</b>	<b>1</b>	33.33%
<b>Total</b>	<b>32</b>	<b>22</b>	68.75%	<b>10</b>	<b>7</b>	70.00%	<b>32</b>	<b>22</b>	68.75%	<b>10</b>	<b>5</b>	50.00%

MANUEL S. ENVERGA UNIVERSITY FOUNDATION												
Year	Engine Management						Engine Operational					
	No. of Examinees (First-Timer)	No. of Passers (First-Timer)	% of Passers (First-Timer)	No. of Examinees (Resit)	No. of Passers (Resit)	% of Passers (Resit)	No. of Examinees (First-Timer)	No. of Passers (First-Timer)	% of Passers (First-Timer)	No. of Examinees (Resit)	No. of Passers (Resit)	% of Passers (Resit)
Dec. 2019	-	-	-	-	-	-	-	-	-	-	-	-
2020	1	0	0.00%	1	1	100.00%	3	2	66.67%	-	-	-
2021	14	7	50.00%	2	2	100.00%	6	3	50.00%	1	0	0.00%
2022	22	10	45.45%	10	8	80.00%	23	11	47.83%	10	6	60.00%
<b>Total</b>	<b>37</b>	<b>17</b>	<b>45.95%</b>	<b>13</b>	<b>11</b>	<b>84.62%</b>	<b>32</b>	<b>16</b>	<b>50.00%</b>	<b>11</b>	<b>6</b>	<b>54.55%</b>
NYK-TDG MARITIME ACADEMY												
Year	Engine Management						Engine Operational					
	No. of Examinees (First-Timer)	No. of Passers (First-Timer)	% of Passers (First-Timer)	No. of Examinees (Resit)	No. of Passers (Resit)	% of Passers (Resit)	No. of Examinees (First-Timer)	No. of Passers (First-Timer)	% of Passers (First-Timer)	No. of Examinees (Resit)	No. of Passers (Resit)	% of Passers (Resit)
Dec. 2019	-	-	-	-	-	-	-	-	-	-	-	-
2020	7	3	42.86%	1	1	100.00%	-	-	-	-	-	-
2021	50	26	52.00%	24	19	79.17%	50	33	66.00%	13	13	100.00%
2022	62	45	72.58%	17	14	82.35%	32	31	96.88%	5	3	60.00%
<b>Total</b>	<b>119</b>	<b>74</b>	<b>62.18%</b>	<b>42</b>	<b>34</b>	<b>80.95%</b>	<b>82</b>	<b>64</b>	<b>78.05%</b>	<b>18</b>	<b>16</b>	<b>88.89%</b>

PNTC COLLEGES												
Year	Engine Management						Engine Operational					
	No. of Examinees (First-Timer)	No. of Passers (First-Timer)	% of Passers (First-Timer)	No. of Examinees (Resit)	No. of Passers (Resit)	% of Passers (Resit)	No. of Examinees (First-Timer)	No. of Passers (First-Timer)	% of Passers (First-Timer)	No. of Examinees (Resit)	No. of Passers (Resit)	% of Passers (Resit)
Dec. 2019	-	-	-	-	-	-	1	1	100.00%	-	-	-
2020	-	-	-	-	-	-	7	6	85.71%	-	-	-
2021	5	4	80.00%	1	1	100.00%	17	7	41.18%	10	7	70.00%
2022	8	5	62.50%	2	2	100.00%	27	21	77.78%	8	5	62.50%
<b>Total</b>	<b>13</b>	<b>9</b>	<b>69.23%</b>	<b>3</b>	<b>3</b>	<b>100.00%</b>	<b>52</b>	<b>35</b>	<b>67.31%</b>	<b>18</b>	<b>12</b>	<b>66.67%</b>
UNIVERSITY OF PERPETUAL HELP SYSTEM JONELTA												
Year	Engine Management						Engine Operational					
	No. of Examinees (First-Timer)	No. of Passers (First-Timer)	% of Passers (First-Timer)	No. of Examinees (Resit)	No. of Passers (Resit)	% of Passers (Resit)	No. of Examinees (First-Timer)	No. of Passers (First-Timer)	% of Passers (First-Timer)	No. of Examinees (Resit)	No. of Passers (Resit)	% of Passers (Resit)
Dec. 2019	-	-	-	-	-	-	-	-	-	-	-	-
2020	1	0	0.00%	-	-	-	3	1	33.33%	1	1	100.00%
2021	4	2	50.00%	3	1	33.33%	5	2	40.00%	3	2	66.67%
2022	2	2	100.00%	2	1	50.00%	14	10	71.43%	6	6	100.00%
<b>Total</b>	<b>7</b>	<b>4</b>	<b>57.14%</b>	<b>5</b>	<b>2</b>	<b>40.00%</b>	<b>22</b>	<b>13</b>	<b>59.09%</b>	<b>10</b>	<b>9</b>	<b>90.00%</b>

**REGION IV B - MIMAROPA**

**PALAWAN POLYTECHNIC COLLEGE, INC.**

Year	Engine Management						Engine Operational					
	No. of Examinees (First-Timer)	No. of Passers (First-Timer)	% of Passers (First-Timer)	No. of Examinees (Resit)	No. of Passers (Resit)	% of Passers (Resit)	No. of Examinees (First-Timer)	No. of Passers (First-Timer)	% of Passers (First-Timer)	No. of Examinees (Resit)	No. of Passers (Resit)	% of Passers (Resit)
Dec. 2019	-	-	-	-	-	-	-	-	-	-	-	-
2020	-	-	-	-	-	-	-	-	-	-	-	-
2021	3	1	33.33%	1	1	100.00%	11	7	63.64%	1	1	100.00%
2022	11	5	45.45%	5	2	40.00%	37	19	51.35%	13	9	69.23%
<b>Total</b>	<b>14</b>	<b>6</b>	<b>42.86%</b>	<b>6</b>	<b>3</b>	<b>50.00%</b>	<b>48</b>	<b>26</b>	<b>54.17%</b>	<b>14</b>	<b>10</b>	<b>71.43%</b>

**REGION V - BICOL**

**BICOL MERCHANT MARINE COLLEGE, INC.**

Year	Engine Management						Engine Operational					
	No. of Examinees (First-Timer)	No. of Passers (First-Timer)	% of Passers (First-Timer)	No. of Examinees (Resit)	No. of Passers (Resit)	% of Passers (Resit)	No. of Examinees (First-Timer)	No. of Passers (First-Timer)	% of Passers (First-Timer)	No. of Examinees (Resit)	No. of Passers (Resit)	% of Passers (Resit)
Dec. 2019	-	-	-	-	-	-	-	-	-	-	-	-
2020	1	1	100.00%	-	-	-	2	2	100.00%	-	-	-
2021	4	2	50.00%	-	-	-	11	6	54.55%	5	4	80.00%
2022	7	4	57.14%	4	3	75.00%	16	11	68.75%	2	2	100.00%
<b>Total</b>	<b>12</b>	<b>7</b>	<b>58.33%</b>	<b>4</b>	<b>3</b>	<b>75.00%</b>	<b>29</b>	<b>19</b>	<b>65.52%</b>	<b>7</b>	<b>6</b>	<b>85.71%</b>

**MARINER'S POLYTECHNIC COLLEGES FOUNDATION OF CANAMAN**

Year	Engine Management						Engine Operational					
	No. of Examinees (First-Timer)	No. of Passers (First-Timer)	% of Passers (First-Timer)	No. of Examinees (Resit)	No. of Passers (Resit)	% of Passers (Resit)	No. of Examinees (First-Timer)	No. of Passers (First-Timer)	% of Passers (First-Timer)	No. of Examinees (Resit)	No. of Passers (Resit)	% of Passers (Resit)
Dec. 2019	-	-	-	-	-	-	-	-	-	-	-	-
2020	3	1	33.33%	1	1	100.00%	12	9	75.00%	3	3	100.00%
2021	28	6	21.43%	13	8	61.54%	20	13	65.00%	-	-	-
2022	42	25	59.52%	22	15	68.18%	41	27	65.85%	14	8	57.14%
<b>Total</b>	<b>73</b>	<b>32</b>	<b>43.84%</b>	<b>36</b>	<b>24</b>	<b>66.67%</b>	<b>73</b>	<b>49</b>	<b>67.12%</b>	<b>17</b>	<b>11</b>	<b>64.71%</b>



MARINER'S POLYTECHNIC COLLEGES FOUNDATION OF LEGASPI CITY (ALBAY), INC.												
Year	Engine Management						Engine Operational					
	No. of Examinees (First-Timer)	No. of Passers (First-Timer)	% of Passers (First-Timer)	No. of Examinees (Resit)	No. of Passers (Resit)	% of Passers (Resit)	No. of Examinees (First-Timer)	No. of Passers (First-Timer)	% of Passers (First-Timer)	No. of Examinees (Resit)	No. of Passers (Resit)	% of Passers (Resit)
Dec. 2019	-	-	-	-	-	-	-	-	-	-	-	-
2020	6	3	50.00%	-	-	-	14	9	64.29%	4	4	100.00%
2021	15	6	40.00%	10	8	80.00%	40	24	60.00%	15	12	80.00%
2022	26	9	34.62%	14	10	71.43%	41	23	56.10%	11	9	81.82%
<b>Total</b>	<b>47</b>	<b>18</b>	<b>38.30%</b>	<b>24</b>	<b>18</b>	<b>75.00%</b>	<b>95</b>	<b>56</b>	<b>58.95%</b>	<b>30</b>	<b>25</b>	<b>83.33%</b>
OUR LADY OF LOURDES COLLEGE FOUNDATION												
Year	Engine Management						Engine Operational					
	No. of Examinees (First-Timer)	No. of Passers (First-Timer)	% of Passers (First-Timer)	No. of Examinees (Resit)	No. of Passers (Resit)	% of Passers (Resit)	No. of Examinees (First-Timer)	No. of Passers (First-Timer)	% of Passers (First-Timer)	No. of Examinees (Resit)	No. of Passers (Resit)	% of Passers (Resit)
Dec. 2019	-	-	-	-	-	-	-	-	-	-	-	-
2020	-	-	-	-	-	-	1	1	100.00%	-	-	-
2021	1	1	100.00%	-	-	-	2	2	100.00%	-	-	-
2022	-	-	-	-	-	-	2	0	0.00%	1	0	0.00%
<b>Total</b>	<b>1</b>	<b>1</b>	<b>100.00%</b>	<b>-</b>	<b>-</b>	<b>-</b>	<b>5</b>	<b>3</b>	<b>60.00%</b>	<b>1</b>	<b>0</b>	<b>0.00%</b>

UNIVERSITY OF NORTHEASTERN PHILIPPINES												
Year	Engine Management						Engine Operational					
	No. of Examinees (First-Timer)	No. of Passers (First-Timer)	% of Passers (First-Timer)	No. of Examinees (Resit)	No. of Passers (Resit)	% of Passers (Resit)	No. of Examinees (First-Timer)	No. of Passers (First-Timer)	% of Passers (First-Timer)	No. of Examinees (Resit)	No. of Passers (Resit)	% of Passers (Resit)
Dec. 2019	-	-	-	-	-	-	-	-	-	-	-	-
2020	-	-	-	-	-	-	2	1	50.00%	1	1	100.00%
2021	-	-	-	-	-	-	2	1	50.00%	2	0	0.00%
2022	1	0	0.00%	1	1	100.00%	-	-	-	-	-	-
<b>Total</b>	<b>1</b>	<b>0</b>	<b>0.00%</b>	<b>1</b>	<b>1</b>	<b>100.00%</b>	<b>4</b>	<b>2</b>	<b>50.00%</b>	<b>3</b>	<b>1</b>	<b>33.33%</b>
UNIVERSITY OF SAINT ANTHONY												
Year	Engine Management						Engine Operational					
	No. of Examinees (First-Timer)	No. of Passers (First-Timer)	% of Passers (First-Timer)	No. of Examinees (Resit)	No. of Passers (Resit)	% of Passers (Resit)	No. of Examinees (First-Timer)	No. of Passers (First-Timer)	% of Passers (First-Timer)	No. of Examinees (Resit)	No. of Passers (Resit)	% of Passers (Resit)
Dec. 2019	-	-	-	-	-	-	-	-	-	-	-	-
2020	-	-	-	-	-	-	-	-	-	-	-	-
2021	2	1	50.00%	1	1	100.00%	12	5	41.67%	6	2	33.33%
2022	4	2	50.00%	1	1	100.00%	6	4	66.67%	4	3	75.00%
<b>Total</b>	<b>6</b>	<b>3</b>	<b>50.00%</b>	<b>2</b>	<b>2</b>	<b>100.00%</b>	<b>18</b>	<b>9</b>	<b>50.00%</b>	<b>10</b>	<b>5</b>	<b>50.00%</b>

**REGION VI - WESTERN VISAYAS**

**AKLAN POLYTECHNIC COLLEGE**

Year	Engine Management						Engine Operational					
	No. of Examinees (First-Timer)	No. of Passers (First-Timer)	% of Passers (First-Timer)	No. of Examinees (Resit)	No. of Passers (Resit)	% of Passers (Resit)	No. of Examinees (First-Timer)	No. of Passers (First-Timer)	% of Passers (First-Timer)	No. of Examinees (Resit)	No. of Passers (Resit)	% of Passers (Resit)
Dec. 2019	-	-	-	-	-	-	-	-	-	-	-	-
2020	-	-	-	-	-	-	1	1	100.00%	-	-	-
2021	4	3	75.00%	2	0	0.00%	8	6	75.00%	2	2	100.00%
2022	11	4	36.36%	3	2	66.67%	18	10	55.56%	6	3	50.00%
<b>Total</b>	<b>15</b>	<b>7</b>	<b>46.67%</b>	<b>5</b>	<b>2</b>	<b>40.00%</b>	<b>27</b>	<b>17</b>	<b>62.96%</b>	<b>8</b>	<b>5</b>	<b>62.50%</b>

**COLEGIO DE LA PURISIMA CONCEPCION**

Year	Engine Management						Engine Operational					
	No. of Examinees (First-Timer)	No. of Passers (First-Timer)	% of Passers (First-Timer)	No. of Examinees (Resit)	No. of Passers (Resit)	% of Passers (Resit)	No. of Examinees (First-Timer)	No. of Passers (First-Timer)	% of Passers (First-Timer)	No. of Examinees (Resit)	No. of Passers (Resit)	% of Passers (Resit)
Dec. 2019	-	-	-	-	-	-	-	-	-	-	-	-
2020	1	1	100.00%	-	-	-	8	4	50.00%	4	1	25.00%
2021	13	5	38.46%	2	2	100.00%	14	4	28.57%	11	4	36.36%
2022	31	16	51.61%	15	9	60.00%	27	13	48.15%	15	10	66.67%
<b>Total</b>	<b>45</b>	<b>22</b>	<b>48.89%</b>	<b>17</b>	<b>11</b>	<b>64.71%</b>	<b>49</b>	<b>21</b>	<b>42.86%</b>	<b>30</b>	<b>15</b>	<b>50.00%</b>

**ILOILO SCIENCE AND TECHNOLOGY UNIVERSITY**

Year	Engine Management						Engine Operational					
	No. of Examinees (First-Timer)	No. of Passers (First-Timer)	% of Passers (First-Timer)	No. of Examinees (Resit)	No. of Passers (Resit)	% of Passers (Resit)	No. of Examinees (First-Timer)	No. of Passers (First-Timer)	% of Passers (First-Timer)	No. of Examinees (Resit)	No. of Passers (Resit)	% of Passers (Resit)
Dec. 2019	-	-	-	-	-	-	-	-	-	-	-	-
2020	-	-	-	-	-	-	2	2	100.00%	-	-	-
2021	11	2	18.18%	8	7	87.50%	8	5	62.50%	2	2	100.00%
2022	26	13	50.00%	13	10	76.92%	26	15	57.69%	8	6	75.00%
<b>Total</b>	<b>37</b>	<b>15</b>	<b>40.54%</b>	<b>21</b>	<b>17</b>	<b>80.95%</b>	<b>36</b>	<b>22</b>	<b>61.11%</b>	<b>10</b>	<b>8</b>	<b>80.00%</b>

**JOHN B. LACSON COLLEGES FOUNDATION - BACOLOD, INC.**

Year	Engine Management						Engine Operational					
	No. of Examinees (First-Timer)	No. of Passers (First-Timer)	% of Passers (First-Timer)	No. of Examinees (Resit)	No. of Passers (Resit)	% of Passers (Resit)	No. of Examinees (First-Timer)	No. of Passers (First-Timer)	% of Passers (First-Timer)	No. of Examinees (Resit)	No. of Passers (Resit)	% of Passers (Resit)
Dec. 2019	-	-	-	-	-	-	-	-	-	-	-	-
2020	8	3	37.50%	2	2	100.00%	4	3	75.00%	1	0	0.00%
2021	49	20	40.82%	20	14	70.00%	31	25	80.65%	6	5	83.33%
2022	141	80	56.74%	56	44	78.57%	56	42	75.00%	8	3	37.50%
<b>Total</b>	<b>198</b>	<b>103</b>	<b>52.02%</b>	<b>78</b>	<b>60</b>	<b>76.92%</b>	<b>91</b>	<b>70</b>	<b>76.92%</b>	<b>15</b>	<b>8</b>	<b>53.33%</b>

JOHN B. LACSON FOUNDATION MARITIME UNIVERSITY - MOLO, INC.												
Year	Engine Management						Engine Operational					
	No. of Examinees (First-Timer)	No. of Passers (First-Timer)	% of Passers (First-Timer)	No. of Examinees (Resit)	No. of Passers (Resit)	% of Passers (Resit)	No. of Examinees (First-Timer)	No. of Passers (First-Timer)	% of Passers (First-Timer)	No. of Examinees (Resit)	No. of Passers (Resit)	% of Passers (Resit)
Dec. 2019	-	-	-	-	-	-	-	-	-	-	-	-
2020	31	16	51.61%	7	6	85.71%	16	10	62.50%	4	4	100.00%
2021	142	63	44.37%	58	40	68.97%	82	46	56.10%	30	24	80.00%
2022	332	172	51.81%	142	109	76.76%	136	89	65.44%	52	38	73.08%
<b>Total</b>	<b>505</b>	<b>251</b>	<b>49.70%</b>	<b>207</b>	<b>155</b>	<b>74.88%</b>	<b>234</b>	<b>145</b>	<b>61.97%</b>	<b>86</b>	<b>66</b>	<b>76.74%</b>
NORTHERN ILOILO POLYTECHNIC STATE COLLEGE												
Year	Engine Management						Engine Operational					
	No. of Examinees (First-Timer)	No. of Passers (First-Timer)	% of Passers (First-Timer)	No. of Examinees (Resit)	No. of Passers (Resit)	% of Passers (Resit)	No. of Examinees (First-Timer)	No. of Passers (First-Timer)	% of Passers (First-Timer)	No. of Examinees (Resit)	No. of Passers (Resit)	% of Passers (Resit)
Dec. 2019	-	-	-	-	-	-	-	-	-	-	-	-
2020	1	1	100.00%	-	-	-	1	1	100.00%	-	-	-
2021	7	1	14.29%	5	4	80.00%	4	1	25.00%	2	2	100.00%
2022	22	10	45.45%	9	7	77.78%	14	6	42.86%	6	3	50.00%
<b>Total</b>	<b>30</b>	<b>12</b>	<b>40.00%</b>	<b>14</b>	<b>11</b>	<b>78.57%</b>	<b>19</b>	<b>8</b>	<b>42.11%</b>	<b>8</b>	<b>5</b>	<b>62.50%</b>

ST. THERESE - MTC COLLEGES - MAGDALO SITE												
Year	Engine Management						Engine Operational					
	No. of Examinees (First-Timer)	No. of Passers (First-Timer)	% of Passers (First-Timer)	No. of Examinees (Resit)	No. of Passers (Resit)	% of Passers (Resit)	No. of Examinees (First-Timer)	No. of Passers (First-Timer)	% of Passers (First-Timer)	No. of Examinees (Resit)	No. of Passers (Resit)	% of Passers (Resit)
Dec. 2019	-	-	-	-	-	-	-	-	-	-	-	-
2020	4	1	25.00%	1	1	100.00%	1	0	0.00%	-	-	-
2021	6	1	16.67%	4	4	100.00%	18	11	61.11%	4	2	50.00%
2022	21	8	38.10%	11	8	72.73%	34	16	47.06%	19	15	78.95%
<b>Total</b>	<b>31</b>	<b>10</b>	<b>32.26%</b>	<b>16</b>	<b>13</b>	<b>81.25%</b>	<b>53</b>	<b>27</b>	<b>50.94%</b>	<b>23</b>	<b>17</b>	<b>73.91%</b>
ST. THERESE - MTC COLLEGES - TIGBAUAN SITE												
Year	Engine Management						Engine Operational					
	No. of Examinees (First-Timer)	No. of Passers (First-Timer)	% of Passers (First-Timer)	No. of Examinees (Resit)	No. of Passers (Resit)	% of Passers (Resit)	No. of Examinees (First-Timer)	No. of Passers (First-Timer)	% of Passers (First-Timer)	No. of Examinees (Resit)	No. of Passers (Resit)	% of Passers (Resit)
Dec. 2019	-	-	-	-	-	-	-	-	-	-	-	-
2020	1	0	0.00%	-	-	-	2	2	100.00%	-	-	-
2021	6	1	16.67%	7	4	57.14%	10	3	30.00%	5	3	60.00%
2022	16	6	37.50%	7	6	85.71%	13	7	53.85%	4	2	50.00%
<b>Total</b>	<b>23</b>	<b>7</b>	<b>30.43%</b>	<b>14</b>	<b>10</b>	<b>71.43%</b>	<b>25</b>	<b>12</b>	<b>48.00%</b>	<b>9</b>	<b>5</b>	<b>55.56%</b>

STI WEST NEGROS UNIVERSITY (FOR. WEST NEGROS UNIVERSITY)												
Year	Engine Management						Engine Operational					
	No. of Examinees (First-Timer)	No. of Passers (First-Timer)	% of Passers (First-Timer)	No. of Examinees (Resit)	No. of Passers (Resit)	% of Passers (Resit)	No. of Examinees (First-Timer)	No. of Passers (First-Timer)	% of Passers (First-Timer)	No. of Examinees (Resit)	No. of Passers (Resit)	% of Passers (Resit)
Dec. 2019	-	-	-	-	-	-	-	-	-	-	-	-
2020	-	-	-	-	-	-	1	0	0.00%	1	1	100.00%
2021	1	0	0.00%	-	-	-	1	1	100.00%	-	-	-
2022	1	1	100.00%	2	1	50.00%	2	1	50.00%	-	-	-
<b>Total</b>	<b>2</b>	<b>1</b>	<b>50.00%</b>	<b>2</b>	<b>1</b>	<b>50.00%</b>	<b>4</b>	<b>2</b>	<b>50.00%</b>	<b>1</b>	<b>1</b>	<b>100.00%</b>
UNIVERSITY OF ANTIQUE												
Year	Engine Management						Engine Operational					
	No. of Examinees (First-Timer)	No. of Passers (First-Timer)	% of Passers (First-Timer)	No. of Examinees (Resit)	No. of Passers (Resit)	% of Passers (Resit)	No. of Examinees (First-Timer)	No. of Passers (First-Timer)	% of Passers (First-Timer)	No. of Examinees (Resit)	No. of Passers (Resit)	% of Passers (Resit)
Dec. 2019	-	-	-	-	-	-	-	-	-	-	-	-
2020	2	1	50.00%	-	-	-	1	0	0.00%	1	1	100.00%
2021	3	0	0.00%	3	1	33.33%	6	1	16.67%	2	1	50.00%
2022	25	14	56.00%	10	8	80.00%	21	6	28.57%	15	9	60.00%
<b>Total</b>	<b>30</b>	<b>15</b>	<b>50.00%</b>	<b>13</b>	<b>9</b>	<b>69.23%</b>	<b>28</b>	<b>7</b>	<b>25.00%</b>	<b>18</b>	<b>11</b>	<b>61.11%</b>

UNIVERSITY OF ILOILO												
Year	Engine Management						Engine Operational					
	No. of Examinees (First-Timer)	No. of Passers (First-Timer)	% of Passers (First-Timer)	No. of Examinees (Resit)	No. of Passers (Resit)	% of Passers (Resit)	No. of Examinees (First-Timer)	No. of Passers (First-Timer)	% of Passers (First-Timer)	No. of Examinees (Resit)	No. of Passers (Resit)	% of Passers (Resit)
Dec. 2019	-	-	-	-	-	-	-	-	-	-	-	-
2020	1	0	0.00%	1	0	0.00%	1	0	0.00%	1	1	100.00%
2021	10	3	30.00%	3	2	66.67%	5	4	80.00%	-	-	-
2022	18	4	22.22%	11	9	81.82%	18	5	27.78%	12	9	75.00%
<b>Total</b>	<b>29</b>	<b>7</b>	<b>24.14%</b>	<b>15</b>	<b>11</b>	<b>73.33%</b>	<b>24</b>	<b>9</b>	<b>37.50%</b>	<b>13</b>	<b>10</b>	<b>76.92%</b>
VMA GLOBAL COLLEGE AND TRAINING CENTERS, INC.												
Year	Engine Management						Engine Operational					
	No. of Examinees (First-Timer)	No. of Passers (First-Timer)	% of Passers (First-Timer)	No. of Examinees (Resit)	No. of Passers (Resit)	% of Passers (Resit)	No. of Examinees (First-Timer)	No. of Passers (First-Timer)	% of Passers (First-Timer)	No. of Examinees (Resit)	No. of Passers (Resit)	% of Passers (Resit)
Dec. 2019	-	-	-	-	-	-	-	-	-	-	-	-
2020	5	2	40.00%	2	1	50.00%	11	8	72.73%	2	2	100.00%
2021	27	14	51.85%	10	7	70.00%	15	10	66.67%	4	4	100.00%
2022	85	49	57.65%	33	24	72.73%	50	24	48.00%	21	18	85.71%
<b>Total</b>	<b>117</b>	<b>65</b>	<b>55.56%</b>	<b>45</b>	<b>32</b>	<b>71.11%</b>	<b>76</b>	<b>42</b>	<b>55.26%</b>	<b>27</b>	<b>24</b>	<b>88.89%</b>



WESTERN INSTITUTE OF TECHNOLOGY												
Year	Engine Management						Engine Operational					
	No. of Examinees (First-Timer)	No. of Passers (First-Timer)	% of Passers (First-Timer)	No. of Examinees (Resit)	No. of Passers (Resit)	% of Passers (Resit)	No. of Examinees (First-Timer)	No. of Passers (First-Timer)	% of Passers (First-Timer)	No. of Examinees (Resit)	No. of Passers (Resit)	% of Passers (Resit)
Dec. 2019	-	-	-	-	-	-	-	-	-	-	-	-
2020	3	2	66.67%	-	-	-	1	0	0.00%	1	1	100.00%
2021	16	4	25.00%	6	3	50.00%	16	6	37.50%	6	1	16.67%
2022	44	19	43.18%	28	16	57.14%	17	9	52.94%	14	9	64.29%
<b>Total</b>	<b>63</b>	<b>25</b>	<b>39.68%</b>	<b>34</b>	<b>19</b>	<b>55.88%</b>	<b>34</b>	<b>15</b>	<b>44.12%</b>	<b>21</b>	<b>11</b>	<b>52.38%</b>
WESTERN VISAYAS COLLEGE OF SCIENCE AND TECHNOLOGY												
Year	Engine Management						Engine Operational					
	No. of Examinees (First-Timer)	No. of Passers (First-Timer)	% of Passers (First-Timer)	No. of Examinees (Resit)	No. of Passers (Resit)	% of Passers (Resit)	No. of Examinees (First-Timer)	No. of Passers (First-Timer)	% of Passers (First-Timer)	No. of Examinees (Resit)	No. of Passers (Resit)	% of Passers (Resit)
Dec. 2019	-	-	-	-	-	-	-	-	-	-	-	-
2020	4	3	75.00%	1	1	100.00%	-	-	-	-	-	-
2021	18	4	22.22%	6	5	83.33%	1	1	100.00%	-	-	-
2022	39	21	53.85%	24	14	58.33%	6	4	66.67%	3	1	33.33%
<b>Total</b>	<b>61</b>	<b>28</b>	<b>45.90%</b>	<b>31</b>	<b>20</b>	<b>64.52%</b>	<b>7</b>	<b>5</b>	<b>71.43%</b>	<b>3</b>	<b>1</b>	<b>33.33%</b>

**REGION VII - CENTRAL VISAYAS**

**BIT INTERNATIONAL COLLEGE**

Year	Engine Management						Engine Operational					
	No. of Examinees (First-Timer)	No. of Passers (First-Timer)	% of Passers (First-Timer)	No. of Examinees (Resit)	No. of Passers (Resit)	% of Passers (Resit)	No. of Examinees (First-Timer)	No. of Passers (First-Timer)	% of Passers (First-Timer)	No. of Examinees (Resit)	No. of Passers (Resit)	% of Passers (Resit)
Dec. 2019	-	-	-	-	-	-	-	-	-	-	-	-
2020	1	1	100.00%	-	-	-	2	1	50.00%	1	1	100.00%
2021	5	2	40.00%	1	0	0.00%	10	7	70.00%	2	1	50.00%
2022	2	0	0.00%	3	1	33.33%	10	8	80.00%	1	1	100.00%
<b>Total</b>	<b>8</b>	<b>3</b>	<b>37.50%</b>	<b>4</b>	<b>1</b>	<b>25.00%</b>	<b>22</b>	<b>16</b>	<b>72.73%</b>	<b>4</b>	<b>3</b>	<b>75.00%</b>

**CEBU TECHNOLOGICAL UNIVERSITY**

Year	Engine Management						Engine Operational					
	No. of Examinees (First-Timer)	No. of Passers (First-Timer)	% of Passers (First-Timer)	No. of Examinees (Resit)	No. of Passers (Resit)	% of Passers (Resit)	No. of Examinees (First-Timer)	No. of Passers (First-Timer)	% of Passers (First-Timer)	No. of Examinees (Resit)	No. of Passers (Resit)	% of Passers (Resit)
Dec. 2019	-	-	-	-	-	-	-	-	-	-	-	-
2020	6	6	100.00%	-	-	-	13	10	76.92%	1	1	100.00%
2021	25	13	52.00%	8	7	87.50%	133	88	66.17%	37	30	81.08%
2022	83	54	65.06%	22	20	90.91%	172	102	59.30%	65	52	80.00%
<b>Total</b>	<b>114</b>	<b>73</b>	<b>64.04%</b>	<b>30</b>	<b>27</b>	<b>90.00%</b>	<b>318</b>	<b>200</b>	<b>62.89%</b>	<b>103</b>	<b>83</b>	<b>80.58%</b>

CONCORD TECHNICAL INSTITUTE, INC.												
Year	Engine Management						Engine Operational					
	No. of Examinees (First-Timer)	No. of Passers (First-Timer)	% of Passers (First-Timer)	No. of Examinees (Resit)	No. of Passers (Resit)	% of Passers (Resit)	No. of Examinees (First-Timer)	No. of Passers (First-Timer)	% of Passers (First-Timer)	No. of Examinees (Resit)	No. of Passers (Resit)	% of Passers (Resit)
Dec. 2019	-	-	-	-	-	-	-	-	-	-	-	-
2020	-	-	-	-	-	-	1	1	100.00%	-	-	-
2021	2	0	0.00%	2	2	100.00%	15	9	60.00%	1	1	100.00%
2022	9	6	66.67%	2	2	100.00%	14	9	64.29%	8	5	62.50%
<b>Total</b>	<b>11</b>	<b>6</b>	<b>54.55%</b>	<b>4</b>	<b>4</b>	<b>100.00%</b>	<b>30</b>	<b>19</b>	<b>63.33%</b>	<b>9</b>	<b>6</b>	<b>66.67%</b>
CRISTAL-E COLLEGE												
Year	Engine Management						Engine Operational					
	No. of Examinees (First-Timer)	No. of Passers (First-Timer)	% of Passers (First-Timer)	No. of Examinees (Resit)	No. of Passers (Resit)	% of Passers (Resit)	No. of Examinees (First-Timer)	No. of Passers (First-Timer)	% of Passers (First-Timer)	No. of Examinees (Resit)	No. of Passers (Resit)	% of Passers (Resit)
Dec. 2019	-	-	-	-	-	-	-	-	-	-	-	-
2020	2	2	100.00%	-	-	-	4	4	100.00%	-	-	-
2021	10	7	70.00%	2	2	100.00%	19	14	73.68%	1	1	100.00%
2022	14	8	57.14%	5	5	100.00%	40	31	77.50%	4	4	100.00%
<b>Total</b>	<b>26</b>	<b>17</b>	<b>65.38%</b>	<b>7</b>	<b>7</b>	<b>100.00%</b>	<b>63</b>	<b>49</b>	<b>77.78%</b>	<b>5</b>	<b>5</b>	<b>100.00%</b>

NEGROS MARITIME COLLEGE FOUNDATION, INC.												
Year	Engine Management						Engine Operational					
	No. of Examinees (First-Timer)	No. of Passers (First-Timer)	% of Passers (First-Timer)	No. of Examinees (Resit)	No. of Passers (Resit)	% of Passers (Resit)	No. of Examinees (First-Timer)	No. of Passers (First-Timer)	% of Passers (First-Timer)	No. of Examinees (Resit)	No. of Passers (Resit)	% of Passers (Resit)
Dec. 2019	-	-	-	-	-	-	-	-	-	-	-	-
2020	-	-	-	-	-	-	-	-	-	-	-	-
2021	2	0	0.00%	2	2	100.00%	2	0	0.00%	2	1	50.00%
2022	5	1	20.00%	3	2	66.67%	11	5	45.45%	4	3	75.00%
<b>Total</b>	<b>7</b>	<b>1</b>	<b>14.29%</b>	<b>5</b>	<b>4</b>	<b>80.00%</b>	<b>13</b>	<b>5</b>	<b>38.46%</b>	<b>6</b>	<b>4</b>	<b>66.67%</b>
PMI COLLEGES - BOHOL												
Year	Engine Management						Engine Operational					
	No. of Examinees (First-Timer)	No. of Passers (First-Timer)	% of Passers (First-Timer)	No. of Examinees (Resit)	No. of Passers (Resit)	% of Passers (Resit)	No. of Examinees (First-Timer)	No. of Passers (First-Timer)	% of Passers (First-Timer)	No. of Examinees (Resit)	No. of Passers (Resit)	% of Passers (Resit)
Dec. 2019	-	-	-	-	-	-	-	-	-	-	-	-
2020	-	-	-	-	-	-	16	13	81.25%	4	3	75.00%
2021	24	14	58.33%	3	3	100.00%	67	48	71.64%	11	8	72.73%
2022	32	20	62.50%	11	8	72.73%	93	65	69.89%	26	22	84.62%
<b>Total</b>	<b>56</b>	<b>34</b>	<b>60.71%</b>	<b>14</b>	<b>11</b>	<b>78.57%</b>	<b>176</b>	<b>126</b>	<b>71.59%</b>	<b>41</b>	<b>33</b>	<b>80.49%</b>

SALAZAR COLLEGES OF SCIENCE AND INSTITUTE OF TECHNOLOGY												
Year	Engine Management						Engine Operational					
	No. of Examinees (First-Timer)	No. of Passers (First-Timer)	% of Passers (First-Timer)	No. of Examinees (Resit)	No. of Passers (Resit)	% of Passers (Resit)	No. of Examinees (First-Timer)	No. of Passers (First-Timer)	% of Passers (First-Timer)	No. of Examinees (Resit)	No. of Passers (Resit)	% of Passers (Resit)
Dec. 2019	-	-	-	-	-	-	-	-	-	-	-	-
2020	-	-	-	-	-	-	1	1	100.00%	-	-	-
2021	-	-	-	-	-	-	22	13	59.09%	4	3	75.00%
2022	3	3	100.00%	1	1	100.00%	9	7	77.78%	2	1	50.00%
<b>Total</b>	<b>3</b>	<b>3</b>	<b>100.00%</b>	<b>1</b>	<b>1</b>	<b>100.00%</b>	<b>32</b>	<b>21</b>	<b>65.63%</b>	<b>6</b>	<b>4</b>	<b>66.67%</b>
SIQUIJOR STATE COLLEGE												
Year	Engine Management						Engine Operational					
	No. of Examinees (First-Timer)	No. of Passers (First-Timer)	% of Passers (First-Timer)	No. of Examinees (Resit)	No. of Passers (Resit)	% of Passers (Resit)	No. of Examinees (First-Timer)	No. of Passers (First-Timer)	% of Passers (First-Timer)	No. of Examinees (Resit)	No. of Passers (Resit)	% of Passers (Resit)
Dec. 2019	-	-	-	-	-	-	-	-	-	-	-	-
2020	1	1	100.00%	-	-	-	-	-	-	-	-	-
2021	6	3	50.00%	2	1	50.00%	2	2	100.00%	-	-	-
2022	9	7	77.78%	1	1	100.00%	1	0	0.00%	1	1	100.00%
<b>Total</b>	<b>16</b>	<b>11</b>	<b>68.75%</b>	<b>3</b>	<b>2</b>	<b>66.67%</b>	<b>3</b>	<b>2</b>	<b>66.67%</b>	<b>1</b>	<b>1</b>	<b>100.00%</b>

SOUTHWESTERN UNIVERSITY												
Year	Engine Management						Engine Operational					
	No. of Examinees (First-Timer)	No. of Passers (First-Timer)	% of Passers (First-Timer)	No. of Examinees (Resit)	No. of Passers (Resit)	% of Passers (Resit)	No. of Examinees (First-Timer)	No. of Passers (First-Timer)	% of Passers (First-Timer)	No. of Examinees (Resit)	No. of Passers (Resit)	% of Passers (Resit)
Dec. 2019	-	-	-	-	-	-	-	-	-	-	-	-
2020	-	-	-	-	-	-	-	-	-	-	-	-
2021	11	8	72.73%	1	1	100.00%	14	10	71.43%	5	5	100.00%
2022	19	12	63.16%	5	4	80.00%	17	12	70.59%	3	3	100.00%
<b>Total</b>	<b>30</b>	<b>20</b>	<b>66.67%</b>	<b>6</b>	<b>5</b>	<b>83.33%</b>	<b>31</b>	<b>22</b>	<b>70.97%</b>	<b>8</b>	<b>8</b>	<b>100.00%</b>

UNIVERSITY OF CEBU - METC												
Year	Engine Management						Engine Operational					
	No. of Examinees (First-Timer)	No. of Passers (First-Timer)	% of Passers (First-Timer)	No. of Examinees (Resit)	No. of Passers (Resit)	% of Passers (Resit)	No. of Examinees (First-Timer)	No. of Passers (First-Timer)	% of Passers (First-Timer)	No. of Examinees (Resit)	No. of Passers (Resit)	% of Passers (Resit)
Dec. 2019	-	-	-	-	-	-	2	1	50.00%	-	-	-
2020	19	12	63.16%	3	3	100.00%	40	33	82.50%	8	6	75.00%
2021	144	72	50.00%	42	29	69.05%	134	88	65.67%	37	32	86.49%
2022	217	115	53.00%	106	76	71.70%	209	151	72.25%	56	41	73.21%
<b>Total</b>	<b>380</b>	<b>199</b>	<b>52.37%</b>	<b>151</b>	<b>108</b>	<b>71.52%</b>	<b>385</b>	<b>273</b>	<b>70.91%</b>	<b>101</b>	<b>79</b>	<b>78.22%</b>

UNIVERSITY OF CEBU IN LAPU-LAPU AND MANDAUE												
Year	Engine Management						Engine Operational					
	No. of Examinees (First-Timer)	No. of Passers (First-Timer)	% of Passers (First-Timer)	No. of Examinees (Resit)	No. of Passers (Resit)	% of Passers (Resit)	No. of Examinees (First-Timer)	No. of Passers (First-Timer)	% of Passers (First-Timer)	No. of Examinees (Resit)	No. of Passers (Resit)	% of Passers (Resit)
Dec. 2019	1	1	100.00%	-	-	-	-	-	-	-	-	-
2020	5	4	80.00%	1	1	100.00%	22	17	77.27%	3	3	100.00%
2021	43	26	60.47%	10	8	80.00%	92	62	67.39%	26	19	73.08%
2022	83	61	73.49%	25	22	88.00%	104	70	67.31%	35	29	82.86%
<b>Total</b>	<b>132</b>	<b>92</b>	<b>69.70%</b>	<b>36</b>	<b>31</b>	<b>86.11%</b>	<b>218</b>	<b>149</b>	<b>68.35%</b>	<b>64</b>	<b>51</b>	<b>79.69%</b>
UNIVERSITY OF THE VISAYAS												
Year	Engine Management						Engine Operational					
	No. of Examinees (First-Timer)	No. of Passers (First-Timer)	% of Passers (First-Timer)	No. of Examinees (Resit)	No. of Passers (Resit)	% of Passers (Resit)	No. of Examinees (First-Timer)	No. of Passers (First-Timer)	% of Passers (First-Timer)	No. of Examinees (Resit)	No. of Passers (Resit)	% of Passers (Resit)
Dec. 2019	-	-	-	-	-	-	-	-	-	-	-	-
2020	4	3	75.00%	-	-	-	5	3	60.00%	2	1	50.00%
2021	41	15	36.59%	16	8	50.00%	47	25	53.19%	13	11	84.62%
2022	51	20	39.22%	27	23	85.19%	43	24	55.81%	25	20	80.00%
<b>Total</b>	<b>96</b>	<b>38</b>	<b>39.58%</b>	<b>43</b>	<b>31</b>	<b>72.09%</b>	<b>95</b>	<b>52</b>	<b>54.74%</b>	<b>40</b>	<b>32</b>	<b>80.00%</b>

**REGION VIII - EASTERN VISAYAS**

**BILIRAN STATE UNIVERSITY (FOR. NAVAL STATE UNIVERSITY)**

Year	Engine Management						Engine Operational					
	No. of Examinees (First-Timer)	No. of Passers (First-Timer)	% of Passers (First-Timer)	No. of Examinees (Resit)	No. of Passers (Resit)	% of Passers (Resit)	No. of Examinees (First-Timer)	No. of Passers (First-Timer)	% of Passers (First-Timer)	No. of Examinees (Resit)	No. of Passers (Resit)	% of Passers (Resit)
Dec. 2019	-	-	-	-	-	-	-	-	-	-	-	-
2020	4	1	25.00%	1	1	100.00%	3	1	33.33%	1	1	100.00%
2021	16	5	31.25%	8	6	75.00%	21	11	52.38%	6	3	50.00%
2022	31	13	41.94%	15	9	60.00%	55	24	43.64%	26	23	88.46%
<b>Total</b>	<b>51</b>	<b>19</b>	<b>37.25%</b>	<b>24</b>	<b>16</b>	<b>66.67%</b>	<b>79</b>	<b>36</b>	<b>45.57%</b>	<b>33</b>	<b>27</b>	<b>81.82%</b>

**EASTERN VISAYAS STATE UNIVERSITY (FOR. LEYTE INSTITUTE OF TECHNOLOGY)**

Year	Engine Management						Engine Operational					
	No. of Examinees (First-Timer)	No. of Passers (First-Timer)	% of Passers (First-Timer)	No. of Examinees (Resit)	No. of Passers (Resit)	% of Passers (Resit)	No. of Examinees (First-Timer)	No. of Passers (First-Timer)	% of Passers (First-Timer)	No. of Examinees (Resit)	No. of Passers (Resit)	% of Passers (Resit)
Dec. 2019	-	-	-	-	-	-	-	-	-	-	-	-
2020	5	2	40.00%	-	-	-	3	2	66.67%	-	-	-
2021	27	9	33.33%	12	9	75.00%	16	8	50.00%	9	5	55.56%
2022	50	25	50.00%	20	13	65.00%	49	21	42.86%	17	11	64.71%
<b>Total</b>	<b>82</b>	<b>36</b>	<b>43.90%</b>	<b>32</b>	<b>22</b>	<b>68.75%</b>	<b>68</b>	<b>31</b>	<b>45.59%</b>	<b>26</b>	<b>16</b>	<b>61.54%</b>



**PALOMPON INSTITUTE OF TECHNOLOGY**

Year	Engine Management						Engine Operational					
	No. of Examinees (First-Timer)	No. of Passers (First-Timer)	% of Passers (First-Timer)	No. of Examinees (Resit)	No. of Passers (Resit)	% of Passers (Resit)	No. of Examinees (First-Timer)	No. of Passers (First-Timer)	% of Passers (First-Timer)	No. of Examinees (Resit)	No. of Passers (Resit)	% of Passers (Resit)
Dec. 2019	-	-	-	-	-	-	2	2	100.00%	-	-	-
2020	5	3	60.00%	-	-	-	26	22	84.62%	4	4	100.00%
2021	30	17	56.67%	5	4	80.00%	57	47	82.46%	13	9	69.23%
2022	72	49	68.06%	17	14	82.35%	53	44	83.02%	7	7	100.00%
<b>Total</b>	<b>107</b>	<b>69</b>	<b>64.49%</b>	<b>22</b>	<b>18</b>	<b>81.82%</b>	<b>138</b>	<b>115</b>	<b>83.33%</b>	<b>24</b>	<b>20</b>	<b>83.33%</b>

**REGION IX - ZAMBOANGA PENINSULA**

**JOSE RIZAL MEMORIAL STATE UNIVERSITY**

Year	Engine Management						Engine Operational					
	No. of Examinees (First-Timer)	No. of Passers (First-Timer)	% of Passers (First-Timer)	No. of Examinees (Resit)	No. of Passers (Resit)	% of Passers (Resit)	No. of Examinees (First-Timer)	No. of Passers (First-Timer)	% of Passers (First-Timer)	No. of Examinees (Resit)	No. of Passers (Resit)	% of Passers (Resit)
Dec. 2019	-	-	-	-	-	-	-	-	-	-	-	-
2020	-	-	-	-	-	-	3	1	33.33%	2	2	100.00%
2021	3	3	100.00%	-	-	-	8	6	75.00%	2	1	50.00%
2022	3	2	66.67%	-	-	-	8	4	50.00%	-	-	-
<b>Total</b>	<b>6</b>	<b>5</b>	<b>83.33%</b>	<b>-</b>	<b>-</b>	<b>-</b>	<b>19</b>	<b>11</b>	<b>57.89%</b>	<b>4</b>	<b>3</b>	<b>75.00%</b>

**ZAMBOANGA DEL SUR MARITIME INSTITUTE OF TECHNOLOGY**

Year	Engine Management						Engine Operational					
	No. of Examinees (First-Timer)	No. of Passers (First-Timer)	% of Passers (First-Timer)	No. of Examinees (Resit)	No. of Passers (Resit)	% of Passers (Resit)	No. of Examinees (First-Timer)	No. of Passers (First-Timer)	% of Passers (First-Timer)	No. of Examinees (Resit)	No. of Passers (Resit)	% of Passers (Resit)
Dec. 2019	-	-	-	-	-	-	-	-	-	-	-	-
2020	-	-	-	-	-	-	1	0	0.00%	1	1	100.00%
2021	3	1	33.33%	-	-	-	27	12	44.44%	8	6	75.00%
2022	11	2	18.18%	5	5	100.00%	50	28	56.00%	23	16	69.57%
<b>Total</b>	<b>14</b>	<b>3</b>	<b>21.43%</b>	<b>5</b>	<b>5</b>	<b>100.00%</b>	<b>78</b>	<b>40</b>	<b>51.28%</b>	<b>32</b>	<b>23</b>	<b>71.88%</b>

ZAMBOANGA PENINSULA POLYTECHNIC STATE UNIVERSITY (FOR. ZAMBOANGA CITY STATE POLYTECHNIC COLLEGE)												
Year	Engine Management						Engine Operational					
	No. of Examinees (First-Timer)	No. of Passers (First-Timer)	% of Passers (First-Timer)	No. of Examinees (Resit)	No. of Passers (Resit)	% of Passers (Resit)	No. of Examinees (First-Timer)	No. of Passers (First-Timer)	% of Passers (First-Timer)	No. of Examinees (Resit)	No. of Passers (Resit)	% of Passers (Resit)
Dec. 2019	-	-	-	-	-	-	-	-	-	-	-	-
2020	9	6	66.67%	2	0	0.00%	8	4	50.00%	3	3	100.00%
2021	22	7	31.82%	10	7	70.00%	19	10	52.63%	4	4	100.00%
2022	49	23	46.94%	25	15	60.00%	45	26	57.78%	14	10	71.43%
<b>Total</b>	<b>80</b>	<b>36</b>	<b>45.00%</b>	<b>37</b>	<b>22</b>	<b>59.46%</b>	<b>72</b>	<b>40</b>	<b>55.56%</b>	<b>21</b>	<b>17</b>	<b>80.95%</b>
ZAMBOANGA STATE COLLEGE OF MARINE SCIENCES AND TECHNOLOGY												
Year	Engine Management						Engine Operational					
	No. of Examinees (First-Timer)	No. of Passers (First-Timer)	% of Passers (First-Timer)	No. of Examinees (Resit)	No. of Passers (Resit)	% of Passers (Resit)	No. of Examinees (First-Timer)	No. of Passers (First-Timer)	% of Passers (First-Timer)	No. of Examinees (Resit)	No. of Passers (Resit)	% of Passers (Resit)
Dec. 2019	-	-	-	-	-	-	-	-	-	-	-	-
2020	5	3	60.00%	1	1	100.00%	8	5	62.50%	3	3	100.00%
2021	25	8	32.00%	9	6	66.67%	27	17	62.96%	6	5	83.33%
2022	23	11	47.83%	18	13	72.22%	62	33	53.23%	26	20	76.92%
<b>Total</b>	<b>53</b>	<b>22</b>	<b>41.51%</b>	<b>28</b>	<b>20</b>	<b>71.43%</b>	<b>97</b>	<b>55</b>	<b>56.70%</b>	<b>35</b>	<b>28</b>	<b>80.00%</b>



LYCEUM OF ILIGAN FOUNDATION												
Year	Engine Management						Engine Operational					
	No. of Examinees (First-Timer)	No. of Passers (First-Timer)	% of Passers (First-Timer)	No. of Examinees (Resit)	No. of Passers (Resit)	% of Passers (Resit)	No. of Examinees (First-Timer)	No. of Passers (First-Timer)	% of Passers (First-Timer)	No. of Examinees (Resit)	No. of Passers (Resit)	% of Passers (Resit)
Dec. 2019	-	-	-	-	-	-	-	-	-	-	-	-
2020	1	0	0.00%	-	-	-	-	-	-	-	-	-
2021	1	0	0.00%	1	0	0.00%	-	-	-	-	-	-
2022	1	1	100.00%	3	1	33.33%	-	-	-	-	-	-
<b>Total</b>	<b>3</b>	<b>1</b>	<b>33.33%</b>	<b>4</b>	<b>1</b>	<b>25.00%</b>	-	-	-	-	-	-

MISAMIS INSTITUTE OF TECHNOLOGY												
Year	Engine Management						Engine Operational					
	No. of Examinees (First-Timer)	No. of Passers (First-Timer)	% of Passers (First-Timer)	No. of Examinees (Resit)	No. of Passers (Resit)	% of Passers (Resit)	No. of Examinees (First-Timer)	No. of Passers (First-Timer)	% of Passers (First-Timer)	No. of Examinees (Resit)	No. of Passers (Resit)	% of Passers (Resit)
Dec. 2019	-	-	-	-	-	-	-	-	-	-	-	-
2020	2	1	50.00%	-	-	-	3	2	66.67%	1	1	100.00%
2021	20	7	35.00%	9	7	77.78%	16	10	62.50%	5	4	80.00%
2022	42	19	45.24%	18	12	66.67%	27	18	66.67%	10	6	60.00%
<b>Total</b>	<b>64</b>	<b>27</b>	<b>42.19%</b>	<b>27</b>	<b>19</b>	<b>70.37%</b>	<b>46</b>	<b>30</b>	<b>65.22%</b>	<b>16</b>	<b>11</b>	<b>68.75%</b>

MISAMIS UNIVERSITY												
Year	Engine Management						Engine Operational					
	No. of Examinees (First-Timer)	No. of Passers (First-Timer)	% of Passers (First-Timer)	No. of Examinees (Resit)	No. of Passers (Resit)	% of Passers (Resit)	No. of Examinees (First-Timer)	No. of Passers (First-Timer)	% of Passers (First-Timer)	No. of Examinees (Resit)	No. of Passers (Resit)	% of Passers (Resit)
Dec. 2019	-	-	-	-	-	-	-	-	-	-	-	-
2020	-	-	-	-	-	-	3	2	66.67%	1	1	100.00%
2021	1	0	0.00%	1	1	100.00%	2	0	0.00%	-	-	-
2022	3	2	66.67%	1	1	100.00%	5	3	60.00%	2	1	50.00%
<b>Total</b>	<b>4</b>	<b>2</b>	<b>50.00%</b>	<b>2</b>	<b>2</b>	<b>100.00%</b>	<b>10</b>	<b>5</b>	<b>50.00%</b>	<b>3</b>	<b>2</b>	<b>66.67%</b>
SOUTHERN DE ORO PHILIPPINES COLLEGE												
Year	Engine Management						Engine Operational					
	No. of Examinees (First-Timer)	No. of Passers (First-Timer)	% of Passers (First-Timer)	No. of Examinees (Resit)	No. of Passers (Resit)	% of Passers (Resit)	No. of Examinees (First-Timer)	No. of Passers (First-Timer)	% of Passers (First-Timer)	No. of Examinees (Resit)	No. of Passers (Resit)	% of Passers (Resit)
Dec. 2019	-	-	-	-	-	-	-	-	-	-	-	-
2020	2	2	100.00%	-	-	-	4	3	75.00%	-	-	-
2021	-	-	-	-	-	-	-	-	-	-	-	-
2022	1	1	100.00%	-	-	-	1	1	100.00%	-	-	-
<b>Total</b>	<b>3</b>	<b>3</b>	<b>100.00%</b>	<b>-</b>	<b>-</b>	<b>-</b>	<b>5</b>	<b>4</b>	<b>80.00%</b>	<b>-</b>	<b>-</b>	<b>-</b>

**REGION XI - DAVAO**

**AGRO-INDUSTRIAL FOUNDATION COLLEGE OF THE PHILIPPINES**

Year	Engine Management						Engine Operational					
	No. of Examinees (First-Timer)	No. of Passers (First-Timer)	% of Passers (First-Timer)	No. of Examinees (Resit)	No. of Passers (Resit)	% of Passers (Resit)	No. of Examinees (First-Timer)	No. of Passers (First-Timer)	% of Passers (First-Timer)	No. of Examinees (Resit)	No. of Passers (Resit)	% of Passers (Resit)
Dec. 2019	-	-	-	-	-	-	-	-	-	-	-	-
2020	3	3	100.00%	-	-	-	5	3	60.00%	2	2	100.00%
2021	48	20	41.67%	13	5	38.46%	56	28	50.00%	19	17	89.47%
2022	20	7	35.00%	20	7	35.00%	29	16	55.17%	22	13	59.09%
<b>Total</b>	<b>71</b>	<b>30</b>	<b>42.25%</b>	<b>33</b>	<b>12</b>	<b>36.36%</b>	<b>90</b>	<b>47</b>	<b>52.22%</b>	<b>43</b>	<b>32</b>	<b>74.42%</b>

**DMMA COLLEGE OF SOUTHERN PHILIPPINES**

Year	Engine Management						Engine Operational					
	No. of Examinees (First-Timer)	No. of Passers (First-Timer)	% of Passers (First-Timer)	No. of Examinees (Resit)	No. of Passers (Resit)	% of Passers (Resit)	No. of Examinees (First-Timer)	No. of Passers (First-Timer)	% of Passers (First-Timer)	No. of Examinees (Resit)	No. of Passers (Resit)	% of Passers (Resit)
Dec. 2019	-	-	-	-	-	-	-	-	-	-	-	-
2020	3	2	66.67%	-	-	-	17	7	41.18%	8	6	75.00%
2021	26	12	46.15%	10	7	70.00%	85	46	54.12%	24	20	83.33%
2022	50	26	52.00%	21	15	71.43%	67	45	67.16%	31	19	61.29%
<b>Total</b>	<b>79</b>	<b>40</b>	<b>50.63%</b>	<b>31</b>	<b>22</b>	<b>70.97%</b>	<b>169</b>	<b>98</b>	<b>57.99%</b>	<b>63</b>	<b>45</b>	<b>71.43%</b>

MATS COLLEGE OF TECHNOLOGY												
Year	Engine Management						Engine Operational					
	No. of Examinees (First-Timer)	No. of Passers (First-Timer)	% of Passers (First-Timer)	No. of Examinees (Resit)	No. of Passers (Resit)	% of Passers (Resit)	No. of Examinees (First-Timer)	No. of Passers (First-Timer)	% of Passers (First-Timer)	No. of Examinees (Resit)	No. of Passers (Resit)	% of Passers (Resit)
Dec. 2019	-	-	-	-	-	-	-	-	-	-	-	-
2020	1	0	0.00%	1	1	100.00%	6	1	16.67%	4	2	50.00%
2021	10	2	20.00%	2	2	100.00%	22	7	31.82%	11	7	63.64%
2022	15	6	40.00%	7	3	42.86%	32	15	46.88%	17	10	58.82%
<b>Total</b>	<b>26</b>	<b>8</b>	<b>30.77%</b>	<b>10</b>	<b>6</b>	<b>60.00%</b>	<b>60</b>	<b>23</b>	<b>38.33%</b>	<b>32</b>	<b>19</b>	<b>59.38%</b>



**REGION XII - SOCCSKSARGEN**

**MINDANAO POLYTECHNIC COLLEGE**

Year	Engine Management						Engine Operational					
	No. of Examinees (First-Timer)	No. of Passers (First-Timer)	% of Passers (First-Timer)	No. of Examinees (Resit)	No. of Passers (Resit)	% of Passers (Resit)	No. of Examinees (First-Timer)	No. of Passers (First-Timer)	% of Passers (First-Timer)	No. of Examinees (Resit)	No. of Passers (Resit)	% of Passers (Resit)
Dec. 2019	-	-	-	-	-	-	-	-	-	-	-	-
2020	4	4	100.00%	-	-	-	9	5	55.56%	2	2	100.00%
2021	28	9	32.14%	16	11	68.75%	28	14	50.00%	9	6	66.67%
2022	59	27	45.76%	25	15	60.00%	52	29	55.77%	13	11	84.62%
<b>Total</b>	<b>91</b>	<b>40</b>	<b>43.96%</b>	<b>41</b>	<b>26</b>	<b>63.41%</b>	<b>89</b>	<b>48</b>	<b>53.93%</b>	<b>24</b>	<b>19</b>	<b>79.17%</b>

**REGENCY POLYTECHNIC COLLEGE**

Year	Engine Management						Engine Operational					
	No. of Examinees (First-Timer)	No. of Passers (First-Timer)	% of Passers (First-Timer)	No. of Examinees (Resit)	No. of Passers (Resit)	% of Passers (Resit)	No. of Examinees (First-Timer)	No. of Passers (First-Timer)	% of Passers (First-Timer)	No. of Examinees (Resit)	No. of Passers (Resit)	% of Passers (Resit)
Dec. 2019	-	-	-	-	-	-	-	-	-	-	-	-
2020	1	1	100.00%	-	-	-	2	1	50.00%	-	-	-
2021	2	0	0.00%	2	1	50.00%	17	8	47.06%	7	4	57.14%
2022	5	3	60.00%	2	2	100.00%	37	22	59.46%	19	14	73.68%
<b>Total</b>	<b>8</b>	<b>4</b>	<b>50.00%</b>	<b>4</b>	<b>3</b>	<b>75.00%</b>	<b>56</b>	<b>31</b>	<b>55.36%</b>	<b>26</b>	<b>18</b>	<b>69.23%</b>

**REGION XIII - CARAGA**

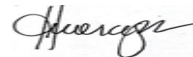
**ST. JOSEPH INSTITUTE OF TECHNOLOGY**

Year	Engine Management						Engine Operational					
	No. of Examinees (First-Timer)	No. of Passers (First-Timer)	% of Passers (First-Timer)	No. of Examinees (Resit)	No. of Passers (Resit)	% of Passers (Resit)	No. of Examinees (First-Timer)	No. of Passers (First-Timer)	% of Passers (First-Timer)	No. of Examinees (Resit)	No. of Passers (Resit)	% of Passers (Resit)
Dec. 2019	-	-	-	-	-	-	-	-	-	-	-	-
2020	1	0	0.00%	-	-	-	9	6	66.67%	3	3	100.00%
2021	8	2	25.00%	4	1	25.00%	20	11	55.00%	6	5	83.33%
2022	11	5	45.45%	10	7	70.00%	27	13	48.15%	12	8	66.67%
<b>Total</b>	<b>20</b>	<b>7</b>	<b>35.00%</b>	<b>14</b>	<b>8</b>	<b>57.14%</b>	<b>56</b>	<b>30</b>	<b>53.57%</b>	<b>21</b>	<b>16</b>	<b>76.19%</b>


**SURIGAO EDUCATION CENTER**

Year	Engine Management						Engine Operational					
	No. of Examinees (First-Timer)	No. of Passers (First-Timer)	% of Passers (First-Timer)	No. of Examinees (Resit)	No. of Passers (Resit)	% of Passers (Resit)	No. of Examinees (First-Timer)	No. of Passers (First-Timer)	% of Passers (First-Timer)	No. of Examinees (Resit)	No. of Passers (Resit)	% of Passers (Resit)
Dec. 2019	-	-	-	-	-	-	-	-	-	-	-	-
2020	1	0	0.00%	-	-	-	-	-	-	-	-	-
2021	1	0	0.00%	-	-	-	2	0	0.00%	-	-	-
2022	3	1	33.33%	6	3	50.00%	-	-	-	1	1	100.00%
<b>Total</b>	<b>5</b>	<b>1</b>	<b>20.00%</b>	<b>6</b>	<b>3</b>	<b>50.00%</b>	<b>2</b>	<b>0</b>	<b>0.00%</b>	<b>1</b>	<b>1</b>	<b>100.00%</b>


Prepared by:

  
**Hariette Allyson A. Moraga**  
 MIDS I, Examination and Assessment Division  
 31-May-2023

Reviewed by:

  
**Michael G. Retizo**  
 MIDS II, Examination and Assessment Division  
 31-May-2023

Noted by:

  
**Josephine O. Castillo**  
 Chief MIDS, Examination and Assessment Division  
 31-May-2023